




mbug-pc newsletter

Established 1983 / Incorporated 1988

IN THIS ISSUE

MBUG-PC Information	2
President's Corner	3
Meeting Review	4
Clive's Tips & Tricks	4
The Frugal Computerist	6
Things, Thinglets & Thingassos	7
Driving the Frontside Bus	8
Smart Computing	9
Upcoming Raffle Prizes	9
Wi-Fi Update	11
MBUG-PC Supporters	12
Need Computer Help?	12
MBUG-PC Upcoming Workshops	14
MBUG-PC Calendar	15
Membership Report	16

CAN WE MA & PA KETTLES GET OUR JALOPIES UP TO SPEED?



Find out what the
waiting time is on
The Frontside Bus, page 8!

Jim
Hinwood
New Board
Director &
Program
Chair



Nuts & Bolts of Wi-Fi for your Home, Office or Hotspot

MBUG-PC's own Newsletter Columnist **John Rowe** of **Tolt Technologies, Inc.** will be this month's guest speaker (see "Wi-Fi Update" page 7). He will tell us what's been happening in the world of wireless computer technology since his last speaking appearance in January 2003.

This time John invites us all to **bring our Wi-Fi laptops or PDAs to the meeting** -- he will demonstrate how to set up a wireless network at home or in the office. He will unravel the mysteries of how "access points", "cable/DSL routers" and those wireless cards for notebooks and desktops are installed.

John will also talk about: Wi-Fi in our local area around the Monterey Bay; recent developments in related technologies; the newest Wi-Fi products ("toys") available; what you can do to ensure wireless security; and what's in store for Wi-Fi in the immediate future.

John has the right background for this task. His company, Tolt Technologies, is a "total solutions provider" committed to providing innovative answers for those of us who want to be on the move with our computers, either "in the facility" or "in the field". They use the latest and best technologies from the leading portable computer manufacturers and application software developers in the industry so they can customize wireless solution tailored to the specific needs of businesses, home offices or individuals.

If you have questions in advance contact John at: johnr@tolt.com or call (831) 384-3617. Come along and bring a friend! ♦

Friday, February 6, 2004 at 7pm
Pacific Grove Adult Education Center
1025 Lighthouse Avenue, Pacific Grove

FREE and open to MBUG-PC Members and the Public!
Damn good coffee, truly useful computer information
and knowledgeable, friendly people!

WE NEED YOU TO VOLUNTEER FOR MBUG-PC VACANCIES!

Meeting Facilitator

Starting May 2004 can you help with the physical set up of MBUG-PC meetings (before meetings begin, ensure that the room is ready and equipment is working and afterwards that the room is tidy and secure)? Volunteer needed for one up to three meetings a month.

Hospitality

We need a person or a team of people to set up coffee at General Meetings (first Friday of each month).

Meeting Reviewers

Do you regularly attend workshops (e.g. "Hardware", "Windows", "XP", "Genealogy", etc.)? Help us by writing 500-word-or-less reviews for the Newsletter (similar to Barbara Tyrrell's great pieces).

Workshop Leaders

Share your knowledge about a particular computer program or feature. Create and lead a workshop monthly, every other month or quarterly, as desired.

INTERESTED? E-mail or call Vice-President **Don Slaiter** at slaiter@pacbell.net ☎(831) 657-4443

MBUG-PC BOARD OF DIRECTORS

Ann Mack President 622-7669 ahmack@sbcglobal.net
Donald R. Slaiter .. Vice President 655-4443 slaiter@pacbell.net
Assistant Treasurer, Membership Chair
Tom Streeter Secretary/Treasurer 657-4249 tom223@pacbell.net
Workshops Coordinator / Newsletter Proofreader
Bob Brownlee Newsletter Distribution 372-4757 ttblbb@sbcglobal.net
Regina Doyle Publishing Editor 375-4496 reginadoyle@aol.com
Jim Hinwood Features Editor, Columnist ehinwood@msn.com
Carolyn Lake Publicity Chair 643-2023 lakelyn@ix.netcom.com
S. Jack Lewtschuk Columnist, 757-0123 blacklion@royal.net
Immediate Past President
John Rowe Columnist 384-3617 johnr@toll.com
Clive Sanders Columnist, 375-5376 simbacli@pacbell.net
Assistant Membership Chair and F1 Help
Gary Stephens Director at Large.....garykstephens@hotmail.com

MBUG-PC VOLUNTEERS

Jim Anway Columnist, F1 Help 625-5618 AnwayJ@comcast.net
Eileen Begley Workshop Leader 655-4884 eb@spyderbytes.com
Richard Binsacca .. Raffle Sales 678-2518 richard@dedot.com
Margaret Bradbury Special Projects 626-3573 bradbury@mlml.calstate.edu
Norma Cocklin Canterbury Woods 657-4257 nmchec@aol.com
Liaison / Newsletter Proofreader
Ralph Games Meeting Facilitator 394-8876 gamesri@redshift.com
Bill Hylar Photographer 624-4456 bhylar@redshift.com
Lee Keely APCUG Rep, F1 Help 626-8033 leekeely@attbi.com
Kristen Knutson ... Special Projects 375-6072 mcle@msn.com
John Laughton Legal Advisor 649-1122 john@netlawyers.com
Nick Mertes Workshop Leader 659-2341 nickSR@mbay.net
Phil Shortell Workshop Leader 753-7777 .. pjs@FourthR-Salinas.com
Bob Stephan Historian, F1 Help 646-1373 rstephan@redshift.com
Columnist
Bill Stockton Recording Secretary 384-6130
Ed West Webmaster, Listserv Owner .. 372-6200 captain@mobile.com

MBUG-PC Newsletter is published monthly by Monterey Bay Users Group-Personal Computer, Inc., a nonprofit, tax-exempt, charitable, educational corporation, 177 Webster Street, # A-354, Monterey, CA 93940, telephone (831) 373-6245, website www.mbug.org.

DISCLAIMER: No warranty, expressed or implied, is made by MBUG-PC, Newsletter editorial staff, or any individual authors or contributors. This disclaimer extends to all losses, incidental or consequential, from the use of this publication. Unless specifically stated otherwise, the opinions expressed in any article or column are those of the individual author(s) and do not represent any official position of, or endorsement by, MBUG-PC which is a 501c3 corporation and is not affiliated in any way with any vendor or equipment or software manufacturer.

Copyright © 2004 by the Monterey Bay Users Group-PC. Permission for reproduction in whole or in part is hereby granted for other nonprofit use, provided credit is given to MBUG-PC and to the author(s). Other reproduction without prior written permission of MBUG-PC is prohibited.

SUBSCRIPTION: See back cover for rates. (Subscription is not tax deductible). **NEWSLETTER AD RATES:** Special rate for local business card ads (approximately 1/10 page) is \$30.00 for 6 issues or \$50.00 for 12 issues. Full and partial page ad rates are available upon request. MBUG will publish at no charge classified ads for individual subscribers who have computer hardware or software for private sale. Advertising information contact: Regina Doyle at ReginaDoyle@aol.com.

3 good reasons to join MBUG-PC?
Free computer help, a GREAT
Newsletter and a 15 - 20% Discount
on all Computer Books at
Borders Bookstores!

Show your MBUG-PC Membership card at time of purchase. For a card, see Don Slaiter at any MBUG-PC General Meeting.

PRESIDENT'S CORNER

Ann H.
Mack
President



photo: Bill Hyley, MBUG-PC

HAPPY GROUNDHOG DAY

Just what has that got to do with computing? Well, there are some rather clever e-cards out there to send on any obscure occasion. One good source is the old stand-by www.Hallmark.com and they do have Groundhog Day greetings! It's a wonderful way to surprise your grandchildren and faraway friends and be a "cool" cat.

REAL STORY OR URBAN LEGEND?

The other day I got an e-mail story that I thought was worth passing on: *"Lauren was 19 years old and in college. This last holiday break she was driving to visit a friend about 1:00 pm. An unmarked police car pulled up behind her and put his lights on. Lauren's parents have always warned her never to pull over for an unmarked car to the side of the road, but wait 'til you get to a gas station, etc., where there are other people. Lauren called #77 on her cellphone to tell the police dispatcher that she would not pull over right away. The dispatcher checked if there were any police cars in her area. There were none. The dispatcher told her to keep driving, remain calm and that he had help on the way. Ten minutes later four police cars surrounded her and the*

unmarked car. They pulled the guy from the car and tackled him to the ground. He was a convicted rapist and wanted for other crimes. Calling #77 probably saved Lauren's life."

I checked this story with our resident security guru **Jack Lewtschuk** and he confirmed that it is *not* an "urban legend". **In California, a 911 call from a cellphone anywhere in the state (not your home line), is answered by the California Highway Patrol.** This is obviously a handy thing to know and remember for anyone traveling alone, and is really important to pass on to friends.

But it's also just as important to remember to:

- **Authenticate any story you get online before passing it on to others.** Check it out with trusted friends or authorities or look it up online (e.g. at <http://urbanlegends.about.com> or by subject).
- **Prevent the creation of spam-friendly lists.** If you e-mail the story to several people at one time, be sure that every person on the list is put in "blind copy" mode to prevent revealing e-mail addresses!

DON'T MISS UPCOMING GENERAL MEETINGS

Nick Mertes will build a complete computer for us at his upcoming Hardware meeting and, get this, we will raffle off the working machine (complete with software) via MBUG Listserv. **Jim Anway** has two WindowsXP workshops coming up and **Bob Stephan** will bring out "the works" for us genealogy buffs. At the March general meeting, **Mark Berger** will discuss converting your old records into CDs and help us

avoid all the pitfalls inherent there. **Bill Hyley** will take on the comparisons of film and digital photography at our April general meeting (this is very timely as **Kodak has just stopped making film cameras**). Check your calendar for these dates. Are there any other "quiet experts" out there that want to share with MBUG? Let us know if you too want to run a workshop or two.

MBUG-PC MEMBERSHIP SURVEY

Bob Brownlee is working on a survey which he will send out on Listserv: we want to know just what you, our members, think of your organization and want to see and hear at meetings and workshops. Once upon a time it was enough just to sit and talk with someone else about computers, but today there are so many routes to follow that we need some signposts to improve our services. If you have concerns or interests, please follow up with Bob or any Board Member to get your question answered and ideas heard!

DAMN GOOD COFFEE, DAMN GOOD HOSPITALITY

Finally, many, many thanks to retiring volunteers **Helga Murphy** and **Rita Sopolsky** for taking such good care of us at meetings this past year. They have provided hot coffee, cold drinks, goodies and a batch of cheerful smiles for the past year. We have really been coddled by them and will be hard pressed to find replacements. Don't be strangers -- we hope to see you at upcoming MBUG meetings and events! ♦

ahmack@sbcglobal.net



MEETING REVIEW

**Barbara
Tyrrell**
Columnist



photo: B. Hylar, MBUG-PC

“SPOT ON” WITH BOB MCGONIGAL

We felt right at home and full of sympathy when **Bob McGonigal** came with his organized, illustrated handouts about Microsoft Word tips for desktop publishing tricks. There we sat on the edges of our chairs, poised for golden words and revelations, when the darn computer froze up—again and again...and yet again. Who among us has not had such an experience? Bob kept his cool, no doubt due to years of overcoming classroom crises at **The Spot Computer Training School**, and managed to tame the beast into submission whenever it went astray.



Above: The friendly, familiar, intelligent face of Bob McGonigal The Spot Computer Training; Right: members enjoy President Ann Mack's "warmup routine".

Our treat was his expertise in explaining new approaches and shortcuts to techniques for desktop publishing using Word: speedy ways to generate text columns, tricks to draw shapes (good, steady ones), steps to include Word Art, and especially how to build and modify tables with a click and a wave of a wand—sheer magic! He has such an easy-going, clear way of explaining the sequence and inviting questions at any point that it is a delight to work through each for the surprise ending.

Bob's handouts are gems, much appreciated on his last visit, too. In addition to a list of keyboard shortcuts, they show a miniaturized view of the screen for each operation, with arrows and highlights to call attention to details. The first set on "Tips and Tricks" has 26 illustrations, but we only got through about half of it in the workshop. The other illustrated handout promises ways to hone our skills with "Mail Merge," but the subject went untouched. He says he never gets through them all in an evening. We know what that means: "*Come back another time, Bob!*" ♦ tyrrellb@earthlink.net

WINDOWS TIPS & TRICKS

**Clive
Sanders**
Columnist,
F1 Help &
Assistant
Membership



WINDOWS 98 SUPPORT

Microsoft announced that effective January 16, 2004 the product **Windows98 and SE** will be considered obsolete, but assisted paid support will be provided up to June 30, 2006. Microsoft. **Online self-help support will also continue to be available until at least June 30, 2007.**

MBUG's own **Jim Anway** sent around a detailed Associated Press release regarding Microsoft's extended support policy on MBUG-PC's Listserv (January 12). Many of our members still use Windows98 and most F1 Helpers know their way around the old program. All the more reasons for you to get your name on the Listserv and continue your membership in MBUG-PC.



We hope that the following tips will help those of you dedicated to continuing to use Windows98 on your computers. Don't forget: "**F1 for Help**" is here to assist you -- we're just a phone call or e-mail away (see page 13).

Restoring Faster Win95 & 98 Performance

Brian Livingstone and Kenneth Cornetet have found a way to restore some of the snappy performance in Windows95 to Windows98 (please note the reference to Win95 being faster than Win98)! If you have more than 64MB, add the following line to the "{386enh}" section of Windows98's "System.ini" file using Notepad or WordPad. *[If you don't remember how to find "system.ini", give me a call. CS]*

"ConservativeSwapfileUsage=1" Microsoft confirmed this line will make Win98 write to its swap file the way Win95 used to do (that is, less often). They say this may hurt performance, but if you have enough memory, it can improve it. For Microsoft's explanation go to <http://support.microsoft.com/default.aspx?scid=kb;en-us;223294>

Too many files?

Nimai Wilcox found a work-around for a very irritating slowdown in his Windows98 system. Wilcox writes that his "My Documents" folder had acquired over 6,000 documents in various subfolders. He must be very prolific to have generated that many files, but the volume of files was hurting his performance. Microsoft Word97 was taking more than a minute just to show a file list after he clicked the "File Open" button. *[Note*

I have the same problem in Outlook Express in my Win 98 system, Win2000 & WinXP. More next month on whether this type of change will work in other systems for other programs]. The same file list showed up almost immediately in Windows Explorer. On a hunch, he created a new folder called "Documents" and moved all his subfolders there. Now Word displays his file lists in a flash. If you find that your "My documents" file is taking a long time to open (especially those interested in genealogy or who have large PDF or Excel files, then try this out.

Tips from Ed Bott

Tip 1. Keep Your Computer Cool Sometimes the cause of Windows98 problems isn't software at all. If you suddenly begin experiencing mysterious crashes, pay attention to when they occur. Overheating inside your computer case can cause memory chips, CPUs and other heat-sensitive parts to stop functioning properly. If your computer consistently begins crashing a short time after you power on, heat may be the problem. Here's a short list of things you can do to diagnose and repair heat-related problems:

- Check the fan and make sure air is blowing from the inside out. A broken fan will cause problems in no time.

- If your computer's BIOS includes a temperature reading (many new models do), check it by restarting and going into the BIOS setup after you've been running for a while. How to do this? Most computers give you a splash page that is in "DOS". Usually unless you suppressed it, there will be in the top right hand corner an indication like "Setup

press F2" or something similar.

- Clean out those dust bunnies! Take your PC's case off and blow out dust that may be clogging up ventilation ports. With the cover off, check the wires on your CPU fan. If it stops working, your computer will, too.

Tip 2. Repair Internet Explorer

Many people don't realize that every version of Internet Explorer includes a "Repair" utility. If you experience problems, try using this tool to fix any damaged system files. Click "Start", choose "Settings", and open "Control Panel". Double-click "Add/Remove Programs" and select "Internet Explorer". Click "Add/Remove" and select "Repair Internet Explorer".

Tip 3. Troubleshoot DirectX Problems

For several years, Microsoft has included Windows components intended to make life easier and more fun for game-players. Collectively, these technologies are called **DirectX**, and they work with your computer's multimedia hardware (video card, monitor, sound card, and so on). Problems in DirectX components can cause strange behavior elsewhere in Windows. DirectX is included with Windows98, 2000 and ME. It's also included with many games, giving Windows95 users equal access. If you're having problems, try using the built-in DirectX diagnostic tool to see whether this could be the cause. In the "Run" box, enter the command "DXDIAG" which opens a multi-tabbed dialog box. Scroll through each tab and read about any problems on your system. You can also click the "Test" button on some tabs to make sure your hardware is working OK. ♦ simbacli@pacbell.net



THE FRUGAL COMPUTERIST

photo: Bill Hyler, MBUG-PC



by Bob **"I Don't Do Windows"** Stephan

Bob "I don't do Windows" Stephan is an OS/2 enthusiast with over 37 years of computing experience. He welcomes comments and questions that The Frugal Computerist can respond to.

GENEALOGY WORKSHOP AND TIPS

As you may know, we have begun holding a series of four Genealogical Computing Workshops which started January 28 and is scheduled to run for each of the 4th Wednesdays in the months following. This next workshop in February will continue to cover some of the excellent free software that is available (see page 14 for more details including time/venue). For those who are interested and want to do some preliminary preparation (recommended) we suggest visiting www.familysearch.org and downloading the free **Personal Ancestral File (PAF)** software. Click on "Order/Download Products" then on "Software Downloads-Free." Then "Download" for **Personal Ancestral File 5.2.18.0 - Multi-Language** (9.7 MB). If that is too big a download for you contact me and I can get it to you on CD and will have a few CDs available at the workshop. To cover the expense of burning these CDs there will be a \$1.00 fee requested. While you are at the *familysearch* site, download the excellent *PAF Lessons*. When you click on "Download", follow the links and enter the requested information. On the same download page for *PAF 5* is a place to download the lessons. After installation, be sure to run the excellent tutorial in the "Lessons" from the "Help" menu.

Another excellent free genealogy program is **Legacy Family Tree** at www.legacyfamilytree.com. The genealogy CDs that I compile also have a copy of the latest version of this program. Some consider it a better program than *PAF* but *PAF* is more widely known and used; hence, it is a good one to start with.

I can't stress the importance and need for documenting the sources of your genealogical data enough. A published genealogy is of little value if it does not have a firm basis in documented facts. At best an undocumented genealogy is nothing more than an outline for a serious researcher to follow to get the real facts. Also, *there are no shortcuts*. To produce a real genealogy requires research at libraries, at archives, at churches, and other locations where the information can be found as well as on the Internet. **Extreme caution must be exercised when using information supplied by other researchers.** There is much more bad genealogy on the Internet than good. Archival information such as birth, marriage, and death (BMD) records is usually OK, but family histories produced by other amateur genealogists are wide open to question. To accept such information as your own family history requires verification of all the facts presented.

For members of **The Carmel Foundation** I will also be conducting a four session "Genealogical Computing" workshop in March. See the Foundation newsletter for details.

THE MASTER GENEALOGIST

Finally, I have located several other users of **The Master Genealogist (TMG)** software and would like to start a **TMG User Group Workshop**. I will try to work in at least an introduction to *TMG* in the Genealogical Computing workshops. But I would like to emphasize that no genealogy software can do your research grunt work for you. The research is an individual responsibility. The genealogy software can only help you store, organize and publish the information that you put into it. I consider *TMG* to be the Cadillac of genealogy programs -- now I should say that I consider it the Hummer of genealogy programs. If you're interested, e-mail me.

8MM-TO-VHS HOME MOVIE WORKSHOP

My recent column on transferring 8mm home movies to VHS tape generated interest in a few people who said they would like to see a demonstration of the techniques. I am willing to set up a such demo in my home and just need to establish a time and date. Please e-mail me if you are interested. ♦

rstephan@redshift.com;

snail mail at the MBUG-PC address;

home page under construction at www.bobstephan.net

THINGS, THINGLETS & THINGASSOS

S. Jack Lewtschuk
MBUG-PC
Columnist
& Immediate
Past President



photo: R. Binsacca, MBUG-PC

HOMEPAGE HIJACKING

This is a chronic problem on the Internet, and it is apparently growing. Most of these hijackings occur when you download a rogue program voluntarily. You'll get a message as you surf the web that the program is available, and asking if you want to download it. It's best to say no: **NEVER** download a program if you do not know what it is. Most offer some gimmick — usually worthless — to lure you into accepting it. More than likely you downloaded something that took over your home page. Not only that, it may have inserted code into your machine that restores itself as the home page after you change it.

Currently, the biggest offenders of such hijackings are: **KaZaA**, **GATOR**, **NetPal**, **n-CASE** and **DoubleClick**.


Fortunately you can fix this easily and it won't cost you a cent. There are wonderful programs on the Internet that attack this stuff and they are free. First, you need to scan your hard drive for spyware and adware. Adware serves up ads to you when you are online, while spyware tracks your surfing (your pattern of Internet browsing) to identify your interests and then reports the results to another computer on the Internet. You are then served with ads that supposedly reflect your interests. There are two good programs that will wipe this stuff out. One is **Ad-aware** and the other is **Spybot Search and Destroy**. Both are free. Download Spybot and use it. Be sure to click the "Immunize" button, too. There, you can block some of this stuff from getting onto your system. It's not a bad idea to run **Ad-aware**, too. Like with **Spybot**, download it and run it on your system.

Once you clean your machine, you can set your home page back to the start page of your choice. You'll find many links to download both **Ad-aware** and **Spybot** by

searching the Internet. If you want, there are programs that will prevent spyware from getting on your system. **StartPage Guard 2.5** is freeware/donationware and can be found at <http://www.webattack.com/get/startpageguard.shtml>. You can specify your preferred home page and **StartPage** will not allow a rogue program to change it. Another program that does this is **Spyware Guard**, also freeware/donationware at: <http://www.wilderssecurity.net/spywareguard.html>.

OUTLOOK & OUTLOOK EXPRESS "PREVIEW PANE"

To limit the risk of virus infection through e-mail on **Outlook** or **Outlook Express**, turn off the "Preview" pane — **Outlook** and **Outlook Express** by default have this turned on. The "Preview" pane shows you the contents of an e-mail in the bottom panel when you highlight a selected e-mail in the top pane. Now up to about a year ago this really wasn't a problem because the only way you really had a chance of infecting your computer with a virus through e-mail was to click on a file attachment (normally an executable .exe file). Since then things have changed: those very creative virus writers, combined with Microsoft's e-mail clients (**Outlook** and **Outlook Express**), coupled with their default settings upon setup have now created a situation where just simple text e-mails or e-mails, can infect your computer just opening a picture in preview mode. **So turn the "Preview" pane OFF!**



KNOW WHAT YOU'RE OPENING BEFORE YOU DO IT, AND IF YOU DON'T KNOW, DON'T DO IT

Here's a way to make deleting spam and other unwelcome messages easier and quicker: when you first check your e-mail, look for obvious spam (junk or unwanted e-mail). If the sender's name or subject sound suspicious (lots of numbers or asterisks in the name or keywords like "vi*gr*" or "s*x", etc.), hold down your "Control" key and highlight all suspects. Now tap the "Delete" key — all violators of your e-mail will be sent to Siberia!◆

blacklion@royal.net



DRIVING THE FRONTSIDE BUS

Jim Hinwood
Columnist &
Program Chair



photo: Bill Hyley, MBUG-PC

64-BIT COMPUTING

Last June **Steve Jobs** made a bold statement with the introduction of the **Power Mac G5**, calling it the “world’s fastest personal computer”. It combined the first 64-bit desktop processor with the first 1GHz frontside bus, and up to 8GB of memory. Until the G5, **Macintosh’s Apple** had been rapidly losing the MHz race with the PC and with it any hope of increasing market share. In most application tests Macs were far behind the speed of the PC. With the G5, Apple has closed the gap significantly --- for the moment.




In the December issue of **Macworld** tests were conducted with six different computers set up as closely as possible, with three Macs against three PCs. The Macs used were the single processor 1.8 GHz G5, the dual processor 2.0 GHz G5 and the dual 1.4GHz G4. The PCs were the **Alienware Area 51** 3.2 GHz Pentium 4, **The Alienware Aurora** 2.2Ghz **Athlon** 64-bit Fx-51, and a **Polywell** dual 64-bit processor 2.0 GHz **Opteron**. In the six tests given the G5 only won one first place (Mpeg-2 encoding, or DVD creation) and it got a second place (behind the Polywell) in **Photoshop**.

Even though the Macs only got one first and a second out of 6 tests (the Athlon 64 got two firsts and a second) it was obvious that great strides had been made in closing the gap between Macs and PCs. It was also apparent that Macs’ strengths in video applications are still strong

and the advantages of dual processors for video editing are evident.

The strong showing of the new Athlon 64 FX-51 adds another performer in the 64-bit arena nipping at the heels of **Intel**. It remains to be seen whether the recent **AMD** and Apple forays into 64-bit computing are visionary plans for the future or mistimed technology without current applications. Apple still has small market share and AMD hasn’t convinced a major manufacturer to produce PCs with the new 64-bit chip. Gamers and small boutique PC builders have jumped on the chip because of its terrific gaming potential, but that alone won’t be enough to call it successful. We haven’t heard from Intel yet either as the new **Prescott** chips are due later this year. Intel has taken a “wait and see” approach to 64-bit computing and seems content to squeeze as many MHz out of the current chip architecture as possible.

For most of us, all this new technology doesn’t have much effect since most of what we run today doesn’t need this kind of processor power. Until that new game comes out that we *have* to have (**Half Life 2** later this year), or we start film editing at home, or ordering movies for download online, it will be hard to convince people to upgrade right now. For the moment there isn’t even an operating system that will run a 64-bit computer. Microsoft won’t have a 64-bit **Windows** till later this year and Apple won’t have a 64-bit **Jaguar** either. I can’t see the need to have a 64-bit computer that you have to run at 32-bits until the middle of next year. That’s like having a Ferrari with a 6 month to 1year break-in period where you can’t go over 55mph!



The new engine goes 20mph... to bad Old Betsy don't go more'n 12!

In the long run, I hope the gambles work out for Apple and AMD as the competition is good for us PC users. With bus speeds up to 1600MHz, new SATA hard drive speeds of 10,000rpm and huge amounts of available RAM, all the current bottlenecks that were slowing down the computer in relation to CPU speeds are dropping by the wayside. It looks to me like we have tremendous potential for growth in PC capability ahead. ♦

ehinwood@msn.com

Reprinted with permission from
**Smart Computing
Magazine**

Visit www.smartcomputing.com
to learn what Smart Computing
can do for you and MBUG-PC!



PROBLEMS & SOLUTIONS IN WINDOWS XP

Desktop, Taskbar & Start Menu Problems

1. Problem: Your Taskbar moves or changes when you're away from your PC

Solution: Lock your Taskbar. If your computer is accessible to others—to children, especially—your Taskbar and Taskbar icons can turn up in all kinds of places. Next time you clean up such a mess, prevent it from happening again by locking the Taskbar: Just right-click any blank area of the Taskbar and choose Lock The Taskbar.

2. Problem: You want to use your own picture as your Desktop background

Solution: No problem. Right-click any blank area of the Desktop and choose Properties. Click the Desktop tab, click the Browse button, find the picture you want to use, and choose Open. From the Position drop-down menu, choose Stretch, Center, or Tile; then click OK.

3. Problem: You'd like to temporarily clear your Desktop

Solution: Hide the icons. Right-click the Desktop and choose Arrange Icons By; then click Show Desktop Icons to uncheck that option. In a moment or two, your Desktop icons should disappear.

4. Problem: You want to access the Desktop without minimizing all your open windows and get back to your windows without restoring them one at a time

Solution: Press or click the Desktop toggle. Press the Windows-D keys and Windows whisks you directly to your Desktop, minimizing any open windows in the process; press the key combo again, and it restores your

(continued on page 10)

RAFFLE PRIZES **6th** February 2004

Come to the General Meeting: meet fellow MBUG-PC Members; ask general computer questions of the "F1 for Help" panel of experts; hear John Rowe speak about wireless communications ...
and WIN cool raffle prizes!

The price is right. Buy tickets from
Richard Binsacca: \$1 for 1 ticket,
\$5 for 6 tickets or \$10 for 15 tickets.

Prizes to be won at this meeting include:

- **Microsoft Office Professional Edition 2003** (software includes Access, Excel, Outlook with Business Contact Manager, PowerPoint, Publisher and Word)
- **Microsoft Digital Image Suite 9** (software includes organization and archival power of Digital Image Library and photo-editing power of Digital Image Pro for finding, archiving, editing, and sharing photos)
- **Faster & Smarter Microsoft Office System 2003** (book with "How-To"s, Tips and Timesavers)
- **e-book Systems Flip Album Suite 4.0** (software to create/distribute 3D page-flipping photo albums with audio and annotations on CDs/on the Internet)
- **Aladdin Spam Catcher 3.0.1** (software to block unwanted e-mail)
- **Aladdin Internet Cleanup 3.0** (software to erase Internet data trail: permanently removes tracking devices put on your computer by websites you visit)
- **Aladdin Stuffit Deluxe 8.0** (software to access e-mail attachments/downloads, create compressed archives, organize, search and browse)

**YOU MUST BE PRESENT TO BUY
TICKETS AND TO WIN!**

*All proceeds benefit MBUG-PC's
educational programs.*



(continuation from page 9)

windows to their previous state. If you'd rather not use the keyboard, you can get the exact same result by clicking the Show Desktop icon, displayed on the Taskbar's Quick Launch toolbar. If you can't see the Show Desktop icon, it's most likely because your Quick Launch toolbar is not displayed; to display it, right-click the Taskbar and click Toolbars, then Quick Launch.

5. Problem: When your Taskbar gets crowded, Windows XP groups similar documents into single buttons, which means you have to do more clicking to find a document

Solution: Turn off grouping. Taskbar grouping is designed to let Windows fit more open windows buttons on the Taskbar without squeezing the buttons so small that you can't read their contents. But if grouping bugs you, get rid of it: Right-click any blank space on the Taskbar, choose Properties, uncheck Group Similar Taskbar Buttons, and click OK.

6. Problem: Whenever you use a program, Windows adds it to the Start menu, which you'd prefer contained the programs you use most often and no others

Solution: Take charge of the Start menu yourself. Instead of letting Windows determine the contents of the Start menu based on the programs you used most recently, you can control the contents yourself as follows. First, stop Windows from adding recently used programs to the menu: Right-click Start, choose Properties, click Customize, set Number Of Programs On Start Menu to 0, and click OK. Next, set certain programs to always appear on the Start menu: Click Start, click All Programs, navigate to the icon that starts the program in question, right-click it, and choose Pin To Start Menu. Repeat for any other program you want to always appear on the Start menu.

7. Problem: On your Start menu, some of your programs are in alphabetical order and others aren't

Solution: Re-sort the menu. When you install new programs, WinXP tacks them to the end of your All Programs menu, rather than inserting them in the correct alphabetical order. So every so often you have to re-sort it yourself: Click Start, choose All Programs, right-click anywhere on the menu, and choose Sort By Name. Note that the sort order is folders first, programs second—so

new programs that don't create their own folders on your system will still appear at the end of the menu.

Monitor/Screen Display Problems

8. Problem: You can't see enough on your screen without scrolling left or down

Solution: Increase your screen resolution. Right-click any blank area of the Windows Desktop and choose Properties from the shortcut menu; this displays the Display Properties dialog box. Click the Settings tab, and under Screen Resolution, move the slider to the right. Click Apply. You'll see more on your screen; you'll also notice that the screen display elements—menus, icons, toolbars—are smaller. Click OK to finalize the change.

9. Problem: Larger fonts look nice and smooth, but smaller ones look jagged

Solution: Use ClearType. ClearType smooths the edges of all fonts on-screen, including those in your program menus and display elements, making your entire Windows display easier to read. To turn it on, right-click any blank area of the Desktop and choose Properties from the shortcut menu. Click the Appearance tab and click the Effects button; under Use The Following Method To Smooth The Edges Of Screen Fonts, choose ClearType. Click OK, then Apply, and in a second or two, you'll see the effect of the change within the dialog box itself. Then click OK.

10. Problem: Your game or application asks you to switch to 256 colors, but you can't find the option in Windows' Display settings

Solution: Try an unsupported setting. WinXP doesn't officially support 256-color mode but lets you use it at your own risk. Right-click any blank area of the Desktop and choose Properties from the context menu. Click the Settings tab, click the Advanced button, click the Adapter tab, and then click the List All Modes button. From the list that appears, choose a color depth (and corresponding resolution and refresh rate), and click OK three times to make the change. (Note that you may be asked to restart Windows.)

11. Problem: Your Windows display does not fill your notebook or flat-panel screen

Solution: Choose a resolution with the proper aspect ratio. A screen's aspect ratio is the ratio of its width to its height. If an 800 x 600 resolution display fills your


entire screen, your screen has a 1.33:1 (4:3) aspect ratio—as is the case with most LCDs (liquid-crystal displays). If you set your display for a resolution with a different aspect ratio—such as 1,280 x 1,024, a 1.25:1 aspect ratio—the display will not fill the entire screen. Right-click any blank area of the Desktop and choose Properties from the context menu. Click the Settings tab and under Screen Resolution choose a setting with the appropriate aspect ratio (popular 1.3:1 ratio resolutions include 800 x 600, 1,024 x 768, and 1,400 x 1,050). Click OK, and your display should fill the screen.

12. Problem: Your Windows display extends beyond the edges of your notebook or flat-panel screen, requiring you to scroll

Solution: Choose a resolution that doesn't exceed your monitor's maximum screen resolution. Even if your resolution matches your display's aspect ratio, it may exceed your display's maximum resolution. To find your monitor's maximum resolution, check the documentation or manuals that came with the monitor or notebook. Then, right-click any blank area of the Desktop, choose Properties, click the Settings tab, and under Screen Resolution, choose a resolution less than or equal to the maximum. Click OK. ♦ *Tips to be continued next month!*

COMPUTER MAGAZINE OFFERS

HERB GOODMAN has great prices on subscriptions to over 300 journals such as



PC Magazine (\$25.97), **Wired** (\$6.00), **Computer Gaming World** (\$14.95), **Maximum PC** (\$12.95), **PC World** (\$16.95) and **Microsoft System Journal** (\$21.95). Further discounts for two or more years. Full listing and prices from Herb: hgoodman@prodigy.net, or 8295 Sunlake Drive, Boca Raton, FL 33496 or (561)488-4465.

SMART COMPUTING MAGAZINE benefits MBUG-PC with every five subscriptions. Use **source code 8181** when ordering and we get a free subscription for our fund-raising raffles. 12 issues \$12.95. Contact PO Box 85380, Lincoln NE 68501-9807, 1-800-733-3809 or fax 1-402-479-2193. ♦

WIRELESS INTERNET UPDATE

by John Rowe
New Board
Director,
Columnist &
Hailey's Daddy



photo: Bill Hyler, MBUG-PC

NUTS & BOLTS OF WI-FI FOR HOME, OFFICE OR HOTSPOT

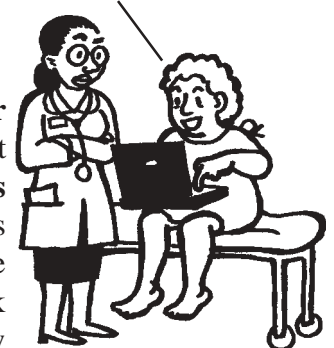
As you can see from the front page, I'm hosting **February's First Friday General Meeting** at which I will provide an update on all things Wi-Fi. **Bring your Wi-Fi laptop or PDA** so I can show you how easy it is to set up a wireless network in your own home or office.

I last made a presentation to MBUG-PC in January 2003, and believe me, a lot has happened in the world of wireless communications in one year. See you at PG Adult School on the 6th at 7pm!

Hang on Doc, while I surf for a second opinion!

SURF THE WEB "PATIENTLY"

AAA Wi-Fi and **Dr. Stephanie Taylor** launched a Wi-Fi Hotspot at her **Dr. Taylor's Woman's Wellness Center** near Cass Street in Monterey. No more flipping through ancient back issues *People* magazine -- now you can bring your laptop or PDA with you and surf the web while hanging around in the waiting room!



MOBILE PHONES DON'T CAUSE CANCER

The rapid rise and widespread use of cellphones (which use microwave technology), has caused many consumers to worry whether they're "cooking their brains" every time they use the devices. According to recent research by experts in London, mobile phones appear to be safe and do not cause cancer. However, they did call for more research into long-term potential health risks. The newest mobile phones are getting so small now that you can practically implant one in your head. That may not be a good idea, though ... would it? ♦ johnr@tolt.com



MBUG-PC SUPPORTERS

James W. Anway

Retired IBMer
Computer Consultant

Phone: 831 625-5618
Fax: Call first



BIZTECH

SHIPPING & COPY CENTER

Richard Pryor, Owner

26544 Carmel Rancho Blvd. Carmel CA 93923
(831) 622-9024 Fax (831) 622-9026
E-mail - bizcopy@aol.com



THE FOURTH R[®]

Computer Training Solutions

Computer Classes Private Tutoring

www.FourthR-Salinas.com

Phil Shortell, MS Certified Instructor and MBUG-PC Workshop Leader
31 West Market Street, Salinas CA 93901
(831) 753-7777

*Pacific Grove
Adult Education
Center*



**Vocational
Education
Computer
Classes**

“Learning for Life”

1025 Lighthouse Avenue, Pacific Grove CA 93950

See PGAEC catalog & web pages for
class descriptions and **COUPON for FREE CLASS.**

Call: Computer Office (831) 646-6657
or e-mail Bruce Cates: bcates@pgusd.org

<http://www.pgusd.org>

SHURGARD[®]

**Storage Space Bulk Storage
Self Storage
Moving & Packing Supplies**

Sam T. Branham Manager
www.shurgard.com

709 California Avenue Phone 831 394 4988
Sand City CA 93955 Fax 831 394 4488

COMPUTER POWER

Star Reiersen
star@redshift.com

Fax: (831) 373-0671
1173 Ninth Street

(831) 373-3919
Monterey, CA 93940

Clive R. Sanders

Sanders and Associates

Computer Consultants

**636 Spazier Avenue
Pacific Grove
California, 93950**

Telephone: 831-375-5376
Cell: 831-521- 6676
E-mail: simbacli@pacbell.net

Coming in APRIL

FILM vs DIGITAL CAMERAS



Bill Hyler
Workshop Leader

Friday, April 2
7:00 to 9:00pm
Adult Education Center
Pacific Grove

MBUG-PC's own official photographer, has a broad background in conventional film photography. However, he's also been quick to embrace the modern age and is a digital camera enthusiast too. Bill will be our General Meeting presenter in April, sharing his experiences and opinions on both types of cameras. Want to know the difference in quality of images, cost of basic equipment and processing, the pros and cons of each and anything else about conventional vs digital cameras? Mark your calendar: it's sure to be a great meeting! Questions? Contact Bill at bhyler@redshift.com.

INK CARTRIDGE UPDATE




**Carolyn
Lake**
Publicity Chair

And the Cartridge Beat Goes On...

We're still drumming up support for our MBUG-PC educational programs by collecting empty ink cartridges! Help us snare more dollars by bringing in your empty, original equipment cartridges (no remanufactured or generic brands). Bring one or a bunch and toss them in the brown box (with a flourish!) or give to any Board member at the workshops or the general meeting. The cartridges are shipped off (taa-dah!) to be used in re-fill demonstrations by a company that reimburses us for your donations. Take a bow! ♦ lakelyn@ix.netcom.com

Computer Help is Just a Click or Call Away with F1

You know you push the "F1" button on your computer when you need help. But do you also know that you can call or e-mail **MBUG-PC "F1 for Help"** with your computer questions?



Our expert team of helpful volunteers is willing and able to share experience on software and hardware. And if they don't know the answer, they'll direct you to someone who does. To get computer help:

- (1) Contact any of the people listed below; or
- (2) Ask questions during any MBUG-PC meeting break or Q&A session; or
- (3) Leave a message at MBUG-PC's Answering Service (373-6245); or
- (4) Broadcast a message to all members through the MBUG-PC Listserv (mbug@listserv.redshift.com) **in plain text only** (NO html, please)!

Services are free of charge (with the understanding that MBUG-PC, its Board of Directors, and the F1 Volunteers themselves are in no way responsible or liable for the accuracy or the outcome of any advice or suggestions).

■ Jim Anway

STRICTLY Wednesdays & Fridays
from 2pm to 5pm at 625-5618

■ Lee Keely

Prefers e-mail at leekeely@attbi.com
or call 626-8033

■ Bob Stephan

E-mail to rstephan@redshift.com
or call only between 9am-5pm
646-1373

■ Clive Sanders

E-mail to simbacli@pacbell.net
or call only between 1pm to 9pm
cellphone (831) 375-5376 ♦



WINDOWS XP

photo: R. Binsacca MBUG-PC



James Anway
Workshop Leader

Wednesday, February 18
7:00 to 9:00pm
Archer Park Center
Monterey

Jim will re-start his Windows XP workshop in February with an open session that will focus and flow based on questions asked at the meeting. ♦

COMPUTER HARDWARE

photo: Bill Hylar, MBUG-PC



Nick Mertes
Workshop Leader

Wednesday, February 11
7:00 to 9:00pm
Archer Park Center
Monterey

This month we're going to revisit "*How to Build Your Own Computer*" with a twist: after the workshop, the **completed, working computer will be auctioned off via the MBUG-PC Listserv** with half of all proceeds going to MBUG.

I'm going to "cheat" a little and have the hard drive preloaded with **WindowsXP Home**. The system will be an **AMD Athlon 2100 (1.7ghz), 512meg DDR PC333 RAM, 20gig Ultra100 hard drive, 3.5" floppy drive, ATI Radeon 7000 64meg video card, 52X CD-ROM drive, 52X CD-RW drive, and a 56K modem**. The motherboard will have an **ethernet connection** built in for those of you who have broadband.

We'll have plenty of time to discuss assembly and maintenance issues, so come prepared to learn. And I expect some good bidding for this baby, because it's going to be loaded and we're going to build it good! If you want to know anything in advance about hardware or this workshop, send your questions to me at nick@mbay.com ♦

Nick

GENEALOGY WORKSHOP

photo: Bill Hylar, MBUG-PC



Bob Stephan
Workshop Leader

Wednesday, February 25
7:00 to 9:00pm
Archer Park Center
Monterey

I will cover some of the excellent free software that is available for genealogy research. I recommend you do some preliminary preparation by visiting www.familysearch.org and downloading the free **Personal Ancestral File (PAF) 5.2.18.0 Multi-Language** software and its excellent tutorial lessons. Click on "Order/Download Products" then on "Software Downloads-Free." If this 9.7MB file is too big for your system, contact me and I can get it to you on CD (\$1.00 fee requested).

Another excellent free genealogy program is **Legacy Family Tree** which can be downloaded from www.legacyfamilytree.com.

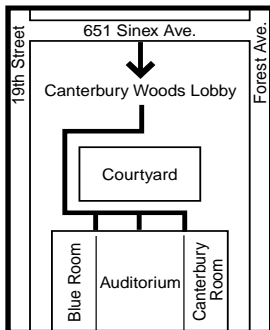
I will also emphasize the importance and need for **documenting the sources of your genealogical data** (without which a genealogy is of little value) and explain why there are no "shortcuts" (see a more complete explanation in "The Frugal Computerist" on page 6). If you have any questions or suggestions in advance, contact me by e-mail at rstephan@redshift.com. ♦

Bob

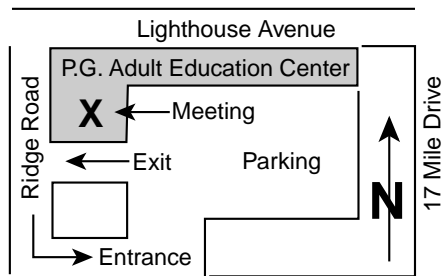
MBUG - PC Calendar of Events - February 2004

Sunday	Monday	Tuesday	Wednesday	Thursday	Friday	Saturday
1	2	3 <i>DIRECTORS' MEETING</i> Canterbury Woods PG Begins at 7pm <i>Everyone Welcome!</i>	4	5	6 <i>General Meeting</i> <i>"Wireless Update"</i> Adult Ed Center PG 7:00 - 9:00pm John Rowe	7
8	9	10	11 <i>"Hardware"</i> Archer Park, Monterey 7:00 - 9:00pm Nick Mertes	12	13	14
15	16	17	18 <i>"WindowsXP"</i> Archer Park, Monterey 7:00 - 9:00pm Jim Anway	19	20	21
22	23	24	25 <i>"Genealogy"</i> Archer Park, Monterey 7:00 - 9:00pm Bob Stephan	26	27	28
29	<i>Don't miss February 11th: the fully loaded, working computer made in Nick's Hardware Workshop will be auctioned off on the MBUG Listserv!</i>					

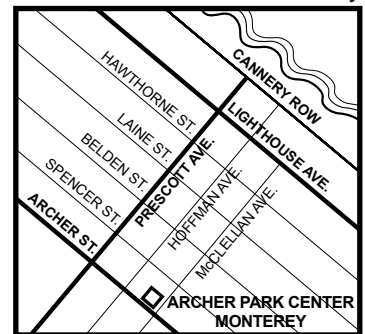
Canterbury Woods
651 Sinex Avenue
Pacific Grove



General Meeting Location
Adult Education Center, PG
1025 Lighthouse Avenue, Pacific Grove



Archer Park Center
542 Archer Street
Monterey



Tentative Calendar March 2004 *Please Check the March Newsletter for Final Dates & Times*

Sunday	Monday	Tuesday	Wednesday	Thursday	Friday	Saturday
	1	2 <i>DIRECTORS' MEETING</i> Canterbury Woods PG Begins at 7pm <i>Everyone Welcome!</i>	3	4	5 <i>"Convert LPs to CDs"</i> Adult Ed Center PG 7:00 - 9:00pm Mark Berger	6
7	8	9	10 <i>"WindowsXP"</i> Archer Park, Monterey 7:00 - 9:00pm Jim Anway	11	12	13
14	15	16	17 <i>"Views from My Windows"</i> Archer Park, Monterey 7:00 - 9:00pm Phil Shortell	18	19	20
21	22	23	24 <i>"Genealogy"</i> Archer Park, Monterey 7:00 - 9:00pm Bob Stephan	25	26	27
28	29	30	31	<i>Don't miss March's General Meeting: learn to convert your old fashioned LP records into new fangled CDs!</i>		



monterey bay users group-pc
177 Webster Street, Suite A-354
Monterey, CA 93940



Non-Profit
Organization
U. S. Postage Paid
Monterey, CA
93940
Permit No. 273



MEMBERSHIP REPORT



**Don
Slaiter**

Vice President,
Assistant Treasurer,
& Membership Chair

THANKS FOR RENEWING


Audrey Bullock	248
Clive Dawson	1073
Joyce L. Elisha	1218
Dick Gamble	1132
Bob Hawn	911
Harry Nicholson	1072
Pamela O'Brien	1190
Robert Paravicini	129
Gil Preston	1092
Carol Robles	641
Tony SanFilippo	1199
Donald Slaiter	1016
Gail Stephan	663
Sharen Stoner	725

We appreciate our loyal members and hope to see more of you in 2004.

Check your (upside down) label.

Does it say

“Exp: February / 2004”?



Don't miss an issue. Renew today!

Check the expiration date of your MBUG-PC membership & newsletter subscription: Electronic \$20, US Mail \$25, both \$35.

Additional tax-deductible donations welcome!

Send your name, address, telephone and e-mail address with your check to: Monterey Bay Users Group-PC, 177 Webster Street, #A-354, Monterey, CA 93940.

RENEWALS WE DIDN'T INCLUDE IN OUR JANUARY ISSUE

Vaughn McIlrath	342
Sean L. McCabe	1186
John & Lee Ann Harris	950
Bill Post	1139
Gary Stephens	1200
John Meager	1239

We had to go to press extra early because of the holidays, so you didn't get onto our previous list. Sorry about that!

OUR GENEROUS DONORS

Dick Gamble	1132
John & Lee Ann Harris	950
Ralph Lee	1192
Arnoldo Miranda	Aladdin
Tom Pelikan	222
Gail Stephan	663

Thank you for your extra donations in cash and in kind (items suitable for fund-raising raffles). All proceeds are used to support MBUG-PC educational programs (workshops and special presentations)!