



# mbug-pc newsletter

Established 1983 / Incorporated 1988

## IN THIS ISSUE

MBUG-PC Information .....	2
Presidents' Corner .....	3
Things, Thinglets & Thingassos .....	5
Clives Tips & Tricks .....	6
Ad Hoc Bytes .....	7
Frugal Computerist .....	8
Meeting Review .....	10
Video Production .....	11
MBUG Supporters .....	12
Need Computer Help? .....	13
MBUG-PC Upcoming Workshops ...	14
MBUG-PC Calendar .....	15
Membership Report .....	16
Ink Cartridge Update .....	16

Hey MBUG Members:  
are you ready for your  
closeups yet?

photo: Bill Hylar: MBUG-PC



**MBUG's Video Team**  
have you "in the can",  
"at the sneak preview"  
and soon to be  
"on the air" in the  
Monterey area!

Read all about it on  
pages 1, 3 and 11.

## Firetrust Encrypt with Clive Sanders *PLUS* Special Film Sneak Preview Showing of "This is mBUG"

MBUG's own **Clive Sanders**, Tips & Tricks Columnist, Assistant Membership Chair, F1 for Help Guy and Steelhead trout conservationist, will be the featured speaker at our General Meeting on January 7 at 7pm. Clive will show us **Firetrust Encrypt**, which lets you send or save data in a 256-bit encrypted format. It converts your sensitive files within a special HTML file which you can then save anywhere on your PC or e-mail directly to someone else. The information you send can then only be "decrypted" and opened if they enter a password set by you, allowing you to send confidential information over the Internet. Having "test-driven" it for us, Clive will give us his personal and professional opinion about this software.

This will be a short presentation, only about 15 to 20 minutes. However you will definitely want to stick around for the fund-raising raffle (at which a copy of Encrypt will be on offer) and for the special "sneak preview".

**Joe Asling**, MBUG's own **Access Monterey Peninsula (AMP) Video Project Coordinator**, along with **Video Team Members Joyce Elisha**, (*photo on left*) **Carolyn Lake** and **David Thorp** have completed their first video show entitled "**This is mBUG**" (the small "m" is intended to help viewers with the pronunciation). This 29-minute video (plus a 30-second promotional spot) will be aired on Public Access television some time soon (see page 3). Those who stay for the second part of the January General Meeting will have a chance to see it first and get some more information on how the video was developed, what kind of training Joe, Joyce and David got, when the next training sessions will take place and how you too can join in the fun and learn the art of video production.

Questions about Encrypt? Call Clive at (831) 375-5376 or e-mail [simbacli@pacbell.net](mailto:simbacli@pacbell.net). Questions about AMP or the Video Project? Contact Joe at (831) 641-9560 or [jasling@pacbell.net](mailto:jasling@pacbell.net). ♦

**FRIDAY, JANUARY 7, 2005 at 7pm**  
**Pacific Grove Adult Education Center**  
**1025 Lighthouse Avenue, Pacific Grove**  
**FREE! Open to MBUG-PC Members & the General Public!**

# VOLUNTEER POSITIONS AVAILABLE: MBUG-PC NEEDS YOU!

## Program Chair

Incumbent Jim Hinwood has to give up the duties of finding our First Friday General Meeting Guest Speaker. Can you spare a few hours every month to undertake this critical job?

## Publicity Chair

Incumbent Carolyn Lake is now our President: we need someone who can spare a few hours a month doing her former job, publicizing MBUG in local publications and to members on the Listserv.

## Workshop Leaders

We need people willing to share their computer knowledge and skills to run regular workshops. If you'd like to create and lead a workshop monthly, every other month or quarterly, call us!

## Meeting Reviewers

If you regularly attend the first Friday General Meeting (or any other ongoing workshops) can you help by writing 500-word-or-less reviews for the Newsletter?

## We would appreciate additional Meeting Facilitators!

Can you help out a few times a month to set up/fold down chairs and generally get MBUG meeting rooms ready? The current team does a great job, but they can always use extra hands.

## INTERESTED? E-mail or call Vice-President Don Slaiter

at [slaiter@pacbell.net](mailto:slaiter@pacbell.net) ☎ (831) 655-4443 and 657-4154

## MBUG-PC BOARD OF DIRECTORS

Carolyn Lake ..... President, ..... 643-2023 ..... [lakelyn@ix.netcom.com](mailto:lakelyn@ix.netcom.com)  
& Video Project Team  
Donald R. Slaiter .. Vice President, 655-4443/657-4154 ..... [slaiter@pacbell.net](mailto:slaiter@pacbell.net)  
Assistant Treasurer, Membership Chair, Lead Mtg Facilitator  
Tom Streater ..... Secretary, Treasurer ..... 657-4249 ..... [tom223@pacbell.net](mailto:tom223@pacbell.net)  
& Newsletter Proofreader  
Bob Brownlee ..... Newsletter Distribution .... 372-4757 ..... [tttblbb@sbcglobal.net](mailto:tttblbb@sbcglobal.net)  
Regina Doyle ..... Publishing Editor ..... 375-4496 ..... [reginadoyle@aol.com](mailto:reginadoyle@aol.com)  
Jim Hinwood ..... Columnist ..... [ehinwood@msn.com](mailto:ehinwood@msn.com)  
S. Jack Lewtschuk Columnist ..... 757-0123 ..... [blacklion@royal.net](mailto:blacklion@royal.net)  
Ann Mack ..... Immediate Past President 622-7669 ..... [ahmack@sbcglobal.net](mailto:ahmack@sbcglobal.net)  
Charles Mehler ..... Workshops Coordinator .. 375-0316 ..... [mehler@sbcglobal.net](mailto:mehler@sbcglobal.net)  
Clive Sanders ..... Columnist, ..... 375-5376 ..... [simbacli@pacbell.net](mailto:simbacli@pacbell.net)  
Assistant Membership Chair & F1 Help  
Gary Stephens ..... Workshops Coordinator .. 384-2440 [garykstephens@hotmail.com](mailto:garykstephens@hotmail.com)

**MBUG-PC Newsletter** is published monthly by Monterey Bay Users Group-Personal Computer, Inc., a nonprofit, tax-exempt, charitable, educational corporation, 177 Webster Street, # A-354, Monterey, CA 93940, telephone (831) 373-6245, website [www.mbug.org](http://www.mbug.org).

**DISCLAIMER:** No warranty, expressed or implied, is made by MBUG-PC, Newsletter editorial staff, or any individual authors or contributors. This disclaimer extends to all losses, incidental or consequential, from the use of this publication. Unless specifically stated otherwise, the opinions expressed in any article or column are those of the individual author(s) and do not represent any official position of, or endorsement by, MBUG-PC which is a 501c3 corporation and is not affiliated in any way with any vendor or equipment or software manufacturer.

**Copyright © 2004 by the Monterey Bay Users Group-PC.** Permission for reproduction in whole or in part is hereby granted for other nonprofit use, provided credit is given to MBUG-PC and to the author(s). Other reproduction without prior written permission of MBUG-PC is prohibited.

## MBUG-PC VOLUNTEERS

Jim Anway ..... Columnist, F1 Help ..... 625-5618 ..... [AnwayJ@comcast.net](mailto:AnwayJ@comcast.net)  
Joe Asling ..... Video Project Coordinator .. 641-9560 ..... [jasling@pacbell.net](mailto:jasling@pacbell.net)  
Bill Baumgardt ..... Workshop Leader ..... 372-5500 ..... [wwb2@comcast.net](mailto:wwb2@comcast.net)  
Eileen Begley ..... Workshop Leader ..... 655-4884 ..... [eb@spyderbytes.com](mailto:eb@spyderbytes.com)  
Richard Binsacca . Raffle Sales ..... 678-2518 .. [rjbinsacca@sbcglobal.net](mailto:rjbinsacca@sbcglobal.net)  
Bill Bowles ..... Columnist ..... 375-3954 ..... [B@bowles.com](mailto:B@bowles.com)  
Margaret Bradbury Special Projects ..... 626-3573 [bradbury@mml.calstate.edu](mailto:bradbury@mml.calstate.edu)  
Norma Cocklin ..... Canterbury Woods ..... 657-4257 ..... [nmchec@aol.com](mailto:nmchec@aol.com)  
Liaison and Newsletter Proofreader  
Joyce Elisha ..... Video Project Team ..... 646-9603 ..... [ellias@msn.com](mailto:ellias@msn.com)  
Ralph Games ..... Meeting Facilitator ..... 394-8876 ..... [gamesri@redshift.com](mailto:gamesri@redshift.com)  
Louann Hinwood .. Hospitality ..... 624-8471 ..... [hinwood@sbcglobal.net](mailto:hinwood@sbcglobal.net)  
Bill Hyler ..... Photographer ..... 624-4456 ..... [hylere@comcast.net](mailto:hylere@comcast.net)  
Lee Keely ..... APCUG Rep and F1 Help .. 626-8033 ..... [Lee@leekeely.com](mailto:Lee@leekeely.com)  
Kristen Knutson ..... Special Projects ..... 375-6072 ..... [mcle@msn.com](mailto:mcle@msn.com)  
John Laughton ..... Legal Advisor ..... 649-1122 ..... [john@netlawyers.com](mailto:john@netlawyers.com)  
John Rowe ..... Columnist ..... 384-3617 ..... [johnr@tolt.com](mailto:johnr@tolt.com)  
Bob Stephan ..... Historian, F1 Help, ..... 646-1373 ..... [bob@bobstephan.net](mailto:bob@bobstephan.net)  
Columnist and Workshop Leader  
Bill Stockton ..... Recording Secretary ..... 384-6130 .....  
David Thorp ..... Video Project Team ..... 373-4623 .....  
Barbara Tyrrell ..... Columnist ..... 657-4225 ..... [tyrrellb@earthlink.net](mailto:tyrrellb@earthlink.net)  
Ed West ..... Webmaster /Listserv Owner .. 372-6200 ..... [captain@mobie.com](mailto:captain@mobie.com)

**SUBSCRIPTION:** See back cover for rates. (Subscription is not tax deductible). **NEWSLETTER AD RATES:** Special rate for local business card ads (approximately 1/10 page) is \$30.00 for 6 issues or \$50.00 for 12 issues. Full and partial page ad rates are available upon request. MBUG will publish at no charge classified ads for individual subscribers who have computer hardware or software for private sale. Advertising information contact: Regina at [ReginaDoyle@aol.com](mailto:ReginaDoyle@aol.com).

**MBUG-PC benefits and get Computer Help, the Newsletter and 15 - 20% Discount on Computer Books at Borders with MBUG-PC Membership card (see Don Slaiter for card).**

# PRESIDENTS CORNER

**Carolyn Lake**  
*Welcome*  
Incoming  
President



photos: Bill Hylar, MBUG-PC



**Ann H. Mack**  
*Farewell*  
Outgoing  
President

## CAROLYN'S VIEWPOINT

### KUDOS TO MBUG'S VIDEO TEAM

Your **MBUG Video Team** is very happy — and relieved — to have completed their first project, *“This is Mbug”*, within its timeframe, without any serious problems, and with a very creditable and satisfying product. After training by **Access Monterey Peninsula (AMP)** in August, **Joe Asling, Joyce Elisha, David Thorp** and myself spent hours taping various meetings and workshops, even more hours editing (especially Joe), and delivered the final product to AMP on December 10.

The production was very much a collaborative effort, and owes its success to the participation and patience of the many MBUG members, friends, guest speakers and workshop leaders who let themselves be taped, directed, questioned and generally imposed upon. The Team thanks all of you for your willing support!

Now the Monterey Peninsula will be able to see the results: *“This is mBug”* will be aired on **Channel 24** (Comcast Public Access TV station) in five different time slots:

- Monday, January 10, 11:30am
- Tuesday, January 11, 5:30pm & 11:30pm
- Wednesday, January 12, 5:30am & 11:30am

AMP will repeat airings on other dates to be announced. Our Program ID number for this show is 5926, which can be used to check the schedule on the AMP website, [www.ampmedia.org](http://www.ampmedia.org).

The people at AMP have been very supportive throughout the project, but of course, having trained us and let us use their cameras and other equipment, they were very pleased to get a useable product back. They like it and look forward to more in the future (we do have a few ideas for new shows)!

*(continued on page 4)*

### STILL GRUMBLING A YEAR LATER

Wow, here we are — half way through the first decade of the 21st century! Happy New Year to all of you! Those who remember my grumbles against **Bowl Championship Series** football from last year, I have to say, they didn't get it any better this year! The Northern California contingent really has a gripe this year. Why this in an MBUG column? The BCS keeps blaming it all on the computers. Didn't they ever figure out that the programming might be the cause?

### THANKS FOR THE MEMORIES

This is my last President's Column since **Carolyn Lake** has graciously agreed to take on the job for 2005. I couldn't be leaving it in better hands! Carolyn has been a great **Publicity Chair** and is now pivotal to the new **Video Production Team** (as you have seen from the front page).

I really must thank a whole bunch of MBUG Volunteers for their support during my term. First is **Vice-President-in-Charge-of-Practically-Everything, Don Slaiter**. His jobs have been **Membership Chair** and **Lead Meeting Facilitator** and **Indispensable Right-Hand**, including the extra work of watching over MBUG's storage space, acknowledging our donations and sorting items for raffle. Great job, Don!

And what would I have done without **Tom Streeter, Secretary** and **Treasurer**? He was always available for council and comment and wisdom and proofreading. Thank you so very much!

A not-very-visible-but-highly- important Volunteer to me has been **Bill Stockton, Recording Secretary**. He has quietly gone about his scribe duties, keeping order in chaotic minutes. Many thanks, Bill!

*(continued on page 4)*



## CAROLYN'S VIEWPOINT

(continued from page 3)

If you are an MBUG Member, and interested in training for and joining the MBUG Video Team, contact Joe for details and an application form (see page 1 and page 11). You are required first to attend an AMP orientation session on any Monday at 5:30pm (except holidays) at 2200 Garden Road, Monterey at no charge. MBUG has covered the cost of the training sessions as another great benefit of membership.

## More Team Opportunities

We've been searching for months for a **Program Chairperson** to replace **Jim Hinwood**, who stepped down at the end of 2004 due to job responsibilities in the "real world". We've been canvassing, made announcements, and now, seriously folks, it's time for someone new to take on this very important position. This person obtains speakers for our twelve monthly General Meetings throughout the year. It requires a few hours a month to attend Board meetings, and to make phone calls and correspond with potential and scheduled speakers (we have a good start for 2005 with meetings in place through April). Orientation and on-going support and ideas are available. Contact me evenings or weekends at 643-2023. If you're interested but aren't sure about the time commitment, contact me anyway! We can put together a team to share the work if needed.

This position is a golden opportunity to tap into interesting developments in computers, software, peripherals and the practical and entertaining application of computers in our lives. It's your chance to contribute to computer education! ♦ [lakelyn@ix.netcom.com](mailto:lakelyn@ix.netcom.com)

## FAREWELL FROM ANN

(continued from page 3)

Very special thanks to **Regina Doyle, Editor Extraordinaire**. She has produced a lovely series of Newsletter during my term with the best of humor, least fuss and a maximum of talent. We are so very lucky that Regina takes the special time to keep all of MBUG informed and interested.

**Jim Hinwood** did his duty as **Program Chair**, no mean task in this second-generation Silicon Valley era. Tech companies don't have the field reps that they once did, and it has been increasingly difficult to get the big companies interested in our humble first-Friday night programs, (even if we live next to Pebble Beach). But Jim has done a great job despite the hardships and has at least found joy in writing a "head's up – what's new?" column for the Newsletter. Many thanks for your service, Jim, and we're glad you will continue the **Frontside Bus** column and your Board membership into 2005.

Special thanks to my "back-up team", **Clive Sanders** and **Jack Lewtschuk**, columnists *par excellence* yes, but workers, helpers, F1 for Helpers, doers and all round good guys.

**Bob Brownlee** quietly goes about getting this Newsletter to you every

month. Many thanks for this unsung service, Bob!

**John Rowe**, our Wi-Fi man, has been out there leading workshops in outer space, helping Members talk to the world. During my term he fixed up both **Hilltop Center** and **Archer Park** for our wireless access. Thanks, John!

First Friday General Meetings are not all that MBUG has to offer. Each month we have several workshops on special interest topics which *someone* has had to manage. My faithful "Gold Dust Twins" **Charlie Mehlert** and **Gary Stephens** have had to find, schedule and prepare workshops and can't thank them enough for their capable support!

This has gone on long after the space allotted me, but a final THANK YOU to each and every Member and Volunteer, especially "F1s" **Jim, Lee** and **Bob**, Workshop Leaders **Eileen, Margaret, Nick, Phil** and **Bob**, Raffleman **Richard**, Proofer **Norma**, Facilitator **Ralph**, Hostess with the Mostess **Louann**, Photographer **Bill**, Picnic Pal **Kristen**, Legal Eagle **John**, Columnist **Barbara** and Webmaster **Ed**, you all made my job very easy, I had a great time and am very sorry to have to quit such a neat beat! ♦

[ahmack@sbcglobal.net](mailto:ahmack@sbcglobal.net)

## Charlie and Gary, The Gold Dust Twins (MBUG Workshop Coordinators)



# THINGS, THINGLETS & THINGASSOS

**S. Jack Lewtschuk**  
MBUG-PC  
Columnist  
& Immediate  
Past President



photo: R. Binsacca, MBUG-PC

## DELETING TEMP FILES 101

Happy New Year! How about some housecleaning for 2005?

### HOW TO DELETE UNNECESSARY TEMPORARY (TEMP) FILES

*These instructions are for deleting the temporary files created when certain programs are run or installed (Windows is SUPPOSED to do this automatically but it often misses LOTS and these files, if left behind, can cause lots of problems with your computer). These instructions will NOT delete temporary Internet files!*

Many people will tell you that all you need to do is open your “Windows Temp” folder and delete everything in there because that’s where all temp files are stored. Or, go to “search files and folders”, type in “\*.tmp” (without the quotes) and delete. This is NOT true. That’s where all programs are SUPPOSED to store their temp files, but many don’t. You can delete temp files that way, but I promise you that you won’t get them all. To test this, go ahead and delete all the files in your “Windows Temp” folder, then try this method and see how many more you find.

Once you’ve done this one time, use the instructions at the end to create the shortcut so you can do it again without these instructions.

■ **First, close ALL open programs.**

■ **Click on your “Start” button.** Then go to “Find”, then “Files or Folders” (in WindowsXP, go to “Start”, then “Search”). In this dialog box, make sure that where it says “Look in”, that your C: drive, or, if you have multiple hard

drives or partitions, that “All Local Drives” is selected. Also be sure there is a check in the box next to where it says “Include sub folders” (under the “More Advances Options” tab in WindowsXP).

■ **Now, click your mouse pointer in the box that says “Named”** (in XP, it says “All or part of the file name”). Type the following, exactly as it is here:

`*.tmp,*.chk,~*.*`

*(That’s asterisk period t m p comma asterisk period c h k comma tilde asterisk period asterisk, with no spaces).*

The “tilde” is the little squiggle above the Tab key on the left end of your keyboard. **Do not forget the tilde** as ~\*.\* will find all files which begin with ~, but \*.\* without the tilde would find all files on the drive. And you DON’T want to do that, trust me!

Once all the temp files are located, a list will be generated with a number of how many have been found.

■ **Hit “Ctrl+A” to select them all, then hit your “Delete” key.** If it doesn’t delete all of them, it’s because some files may be attached to a program running in the background, so you may have to delete them one at a time. If one or two won’t delete, they will probably delete when you reboot next, so don’t worry about them.

All of these files and folders (yes, ALL of them) are safe to delete, and removing them can solve some crazy problems you may be having. However, if you are concerned about this, leave the files you deleted in your recycle bin for a few days until you are sure all is working properly. This way, you can restore the files from the recycle bin if you have a problem or, as is *always* the case when I do this, just permanently delete the files from the “Recycle Bin” once you are sure all is well.

### HOW TO CREATE A SHORTCUT TO DELETE TEMP FILES WITH ONE CLICK

Once all temp files are deleted, you can save this process as an icon (a little picture button) on your desktop so you can repeat it with just one click.

Still inside the “Find/Search” dialog box, go to the “File” menu and click on “Save Search”. This will put an icon on your desktop that you can click on any time you want to delete temps again! *(Continued on bottom of page 6)*



# WINDOWS TIPS & TRICKS



**Clive Sanders**  
F1 Help &  
Assistant  
Membership  
Chair

## Managing Outlook Express

Are you an **Outlook Express** user and wonder why your e-mail program is slow to open up, and now and again gets locked? Have you tried deleting all the mail in the Inbox, Outbox, Sent box and it still made no difference? Well, it is not your fault.

Outlook Express (OE), like other **Microsoft** programs, is not perfect. In fact it has some really sloppy code that does not function in the way that one would expect.

The following is a way around the problem that has worked in my computer, but I caution you to experiment on your own computer before you go gaily into deleting everything in sight that looks like a folder with the *.dbx* extension (as in *inbox.dbx*.)\*

### ■ First, do a search of all *.dbx* files greater than 1MB in your

**system.** You may well be surprised at how many there are. If you have very few over a MB, it is hardly worth your time to remove them as it is only a sizable number that may create the slowdown and operating problems. If in doubt, give me a call.

■ **Now chose one folder in OE, let's us say "Sent Items".** Make a note of the number of bytes. Now return to the OE program and make sure you wish to delete all the files in that box. If not, move them to an appropriate mailbox folder. Delete them by highlighting the first message, holding down the "Shift" key and going to the bottom message in the box. When they are all highlighted, hit "Delete". Now the mail box "Sent" is empty, right?

■ **Go back to "Search" and do a fresh search of the all *.dbx* files.** Do not be surprised to find that the "sent.dbx" file is still as it was before. The OE software only removes visibility of the files in Outlook Express, but does not actually delete them from the *.dbx* file. Each folder, like the sent box and any subfolders in it, will appear in the search process as independent files.

■ **Now highlight "sent.dbx" and drag or transfer it to the "Recycle" bin.** Return to OE and check to see if it is still on the directory tree of OE. It will be there, as the

program recreates the "delete.dbx". The subfolders and files will be there too. However, all of the files in the "Sent" box have been removed from view.

■ **Now you can proceed if you wish to transfer all *.dbx* files over 1MB to the "Recycle" bin.** Remember to empty the "Recycle" bin once you have finished, ensuring that your hard drive is cleansed of these unwanted files. I think OE will open more quickly. It worked for me and I removed over 250MB of files from my hard drive with an improvement in operating time.

What is really causing the problem is the file attachments to the messages, not only image files, but *.pdf* and in some cases, sound files. If you want to keep those attachments, then store them in "My Documents" or "My Pictures" and delete the messages as usual. ♦

[simbacli@pacbell.net](mailto:simbacli@pacbell.net) or  
[www.mbug.org](http://www.mbug.org)

*\*NOTE: Since writing this article, I have worked on some systems with WindowsXP and found that, in some instances, WindowsXP does not let you see *.dbx* files!*

*It must have something to do with different versions of XP, as in some cases I could find them, but in others they weren't visible.*

TT&T (continued from page 5)

**DISCLAIMER and WARNING:** I have personally done this with no ill effects on my own computer many times.

However, as I said above, if you are afraid to do this, just leave the files in

your "Recycle Bin" for a few days until you are sure everything is OK, then you can empty your bin or restore what you threw in there.

Or, if you are REALLY afraid to delete them, just delete them one at a time and

reboot your computer between each delete so you can see that everything still works fine. However, most people find a LOT of them when they use this method, so this could take you all day. I know! ♦

[blacklion@royal.net](mailto:blacklion@royal.net)

**Bill Bowles**  
MBUG-PC  
Columnist



photo: Bill Bowles, MBUG-PC

## Under the Hood of Microsoft Products

### PART I - HARNESSING MACROS

Microsoft macros can save you minutes or they can save you many hours over time. They can contain a few key strokes or they can contain powerful routines that perform thousands of operations with the click of a button. Macros are found and utilized in many Microsoft products such as **Word, Excel, PowerPoint, FrontPage, Project**, etc., etc. Macros can be found in most robust software products; however, in this and following articles, we will use Microsoft macros in descriptions and examples due to the popularity of the Microsoft product line.

#### What is a macro?

A macro is normally thought of as the recording of user operations that will be repetitive in nature. Once the operations are recorded, then the user can just run the macro containing a captured list of operations instead of re-entering all the data. Macros are created by starting the macro recorder (covered later), performing all the operations that will be repetitive, and then stopping the macro recorder. When the macro recorder is stopped, the macro is created. After that point, whenever you want to perform those operations, you just click the macro instead of entering all the operations contained in the macro in one click instead of many operations.

#### What can macros be used for?

A macro can be used to do things as simple as automatically filling in a salutation at the end of a letter. Or, they can be as complex as reformatting an entire document or filling in Excel cells with information retrieved directly from the Internet by the macro. They can be used to move to a specific directory, setup a template and open a preformatted form. They can do just about anything that you do within a Microsoft product and can do much more.

### Making the macro recorder and viewer directly available

It would be a good idea to make the macro readily available during this series of articles. I suggest you start using macros with Microsoft Word. Normally, the way to get to the macro recorder/viewer is to click on 'Tools' and then select 'Macro'. You are then be presented with a list of 'Macros', 'Record New Macro', etc., etc. However, there is an easier way.

You can place the macro recorder and macro viewer right on your menu bar (across the top with all the icons on it.) To do this:

1. Right click on any of the icons on the menu bar
2. Select "Customize" at the bottom of the list
3. Click on the "Commands" tab
4. Click on the "Tools" category on the left
5. Scroll down the commands on the right until you see "Record Macro / Stop Recording"
6. Highlight that entry, drag it to your menu bar, and drop it in a convenient place between two other icons. You should now see a little red ball icon on the menu bar after dropping.
7. Now go back to the dialog box and scroll the command list entry to the name "Macros"
8. Highlight that entry and drag it to your menu bar and drop it next to the red ball.
9. Click "Close" on the "Customize" dialog box.

You now have a one-click direct access to macro recording and viewing. You can remove these icons by opening up the "Customize" dialog box and just dragging the icons off the menu bar. In this way, you can add other icons to your menu bar that you use a lot or remove icons that you rarely reference so that your menu bar reflects just what your use most often.

#### Trying it out

Now that you have the "Record" button on your menu bar you can start playing around with it. Click the "Record" button, enter a name (e.g., 'test1') for the macro and click "OK". A small dialog box will appear with a square button and a "Pause" red button on it. Type a few words and then click on the square button in the new dialog box (or click on a square button where the red ball was on the menu bar.) This will stop the macro.

## MACROS (continued from page 7)

Now press enter a few times to get to a new paragraph and click on the ">" next to the red ball. This will open a list of macros. Click on the macro name you just created and click on the "Run" button. Your recorded words should instantly type out. That is the simplest use of macros.

The next article will cover creating customized macros and provide a few nice macro tools. ♦ [B@bowles.com](mailto:B@bowles.com)

### Bob Stephan

will be giving a presentation on  
"The Master Genealogist" at the  
**Monterey County Genealogy Society  
(MoCoGenSo)**  
meeting on Thursday, January 6, 2005,  
at 7pm.

MoCoGenSo meets at the  
Family History Center,  
corner of Noche Buena & Plumas,  
Seaside, California.

Library doors open at 6:30pm for  
socializing and research;  
meetings begin at 7pm.

The library is open until 9pm on meeting nights.  
Everyone is welcome!

For more information about MoCoGenSo go to  
[www.mocogenso.org/](http://www.mocogenso.org/)



At the  
December  
Meeting,  
**Louann  
Hinwood**  
served extra  
fine treats and  
even graced  
the sideboard  
with lovely  
candles for the  
holidays!  
Thanks  
Louann  
(and you  
thought we  
didn't notice)!

## THE FRUGAL COMPUTERIST



### by Bob "I Don't Do Windows" Stephan

An OS/2 enthusiast with over 37  
years of computing experience,  
Bob welcomes comments and  
questions at  
[bob@bobstephan.net](mailto:bob@bobstephan.net).  
Bob has a home page under  
construction at  
[www.bobstephan.net](http://www.bobstephan.net).

photo: Bill Hyler, MBUG-PC

## How I Learned to Love the 'net and Control Spam

Spam, scams, and various kinds of virii. Oh, woe, what are we to do? Is there any answer in sight?

### Definitions

**SPAM** = Unwanted advertising e-mail (officially called UCE for Unsolicited Commercial e-mail).

**SCAM** = Spam with false advertising to defraud you of your hard earned income

**VIRUS** = Spam containing any of several varieties of harmful programs that can annoy you at best or harm your computer at worst

Collectively called *malware*, these nuisances can make using the Internet a real pain in your . . . mail client (ha, you thought I was going to write something else didn't you?). Currently I am receiving almost none of these thorns in the side of honest 'net users. Perhaps some of my solutions might be of interest to others.

Initially I was a naive Internet user and very careless about where I posted my e-mail address. In particular, I used my real e-mail address when I posted to news groups not realizing that was a prime source for e-mail address harvesters. Note: a news group is not the same as a mailing list or "listserv". Well run mailing lists are generally quite safe from abuse, but Internet news groups are out in the open and subject to abuse by anyone so inclined. Be sure to recognize the distinction. One difference is that you will receive mailing list messages in your e-mail, but you have to set up your mail reader to actually go out and download the news group messages from the groups you want to monitor. News groups are distributed on USENET (short for User Net), but one rarely hears that name anymore.

It didn't take long before I was receiving well over 100 spam messages a day on that publicly posted e-mail address, and the number was increasing daily. That was when I decided I needed to do something about it. Here are some of the things I tried with varying levels of success:

### 1. Filter, Filter, Filter

As far as I know all present day e-mail clients have filter capability. I had always used the filters in my e-mail client to sort my e-mail. For example, all messages from the MBUG mailing list were automatically filtered to my MBUG folder. This facilitated reading my e-mail from the various sources in context, but it did not do much toward filtering out unwanted e-mail which remained in my inbox.

I adopted a filter strategy that worked quite well. After all my wanted e-mail was filtered to the various folders, all the remaining e-mail that was not addressed to my personal e-mail address was filtered into a "Trash" folder to be reviewed by me to make sure that something I wanted did not get deleted. After review everything else got a taste of the old "Delete" button. As I began to notice repeat offenders I was able to set up some opt-out filters to automatically delete their messages so I wouldn't have to review them, but spammers are devious and often use random addresses and spoofed header information so it is difficult to get them all. But mainly I was getting most of the ones I wanted sorted properly. Filtering was a big help and made e-mail reading almost tolerable, but because I had been careless originally, my old e-mail address was just on too many spammers' lists to cut down the volume very much. I decided I wanted to do something more drastic.

### 2. If at all Possible Change Your E-mail Address

All ISPs (Internet Service Providers) that I am aware of will let you set up five, seven or even ten e-mail addresses on your account at no extra charge. Set up one or more new e-mail addresses and gradually change your trusted correspondents to a more private e-mail address. I found that if I was very careful where and to whom I published a new e-mail address that it received absolutely no spam. In particular, I never again posted my real e-mail address to a news group or anyplace else where it would be out in the open.

After awhile you will notice that your new e-mail address is getting no spam at all while your old e-mail address is not getting any desirable mail. At that time you can close the old

address. Some ISPs such as Comcast will let you do that yourself but with others you might have to notify your ISP to close it. I did run into a problem with my ISP not getting the old address eliminated so be sure to check to make sure it is really gone when you think it is.

Whether or not changing your e-mail address is an option, you might want to add another level of security. Before I changed my e-mail address I tried the following approach which worked very well.

### 3. Subscribe to a Filtering Service

I realize that it is not practical for many users, especially businesses, to keep changing their e-mail addresses. I currently subscribe to a service that only lets e-mail from authorized senders through to my e-mail account. This is basically an opt-in solution to the problem and it works very well for me, although since I went through the e-mail address change it has not had that much work to do. Most days it gets no spam at all.

The service I subscribe to is **Spamarrest** at [www.spamarrest.com](http://www.spamarrest.com). Initially I gave Spamarrest a list of my known e-mail correspondents that I was willing to receive mail from. Spamarrest checks my e-mail on my regular e-mail account and lets authorized mail through unhindered, but it stops all other mail and sends out a reply asking the sender to verify. A real sender can verify that the mail was sent by a real person and then is automatically added to the authorized list. Spam is never replied to, so can never get verified and is held to be disposed of as you specify in your preferences. You can check the held mail online if you want to and manually authorize or delete as you see fit. I'm happy with it but know there are other filtering services. Perhaps others will chime in with their favorite methods and services?

### 4. Report Offensive E-mail

The address for reporting spam to the Federal Trade Commission is [spam@uce.gov](mailto:spam@uce.gov). You will need to include the full headers of the spam e-mail in your report. For instructions on how to do this with most of the e-mail programs in use today go to <http://128.175.24.251/headers.htm>. I don't recommend reporting every piece of junk mail, but I do urge you to report scams that are trying to get the unsuspecting to pay money to false causes. You might just save some little old lady from losing her nest egg. More info at [www.ftc.gov/bcp/online/pubs/online/inbox.htm](http://www.ftc.gov/bcp/online/pubs/online/inbox.htm) and at [www.ftc.gov/spam/](http://www.ftc.gov/spam/).



It's entirely possible that you, or I should say your computer, may be the source of some spam. Unprotected computers can become infected with a virus that sends out e-mail. According to the latest Red Shift newsletter, "*The new viruses have their own e-mail engines built right in and do not require an ISP mail server in order to propagate. They send e-mail directly from the unsuspecting, infected computers. The computer in your office or den might very well be an active spam engine spewing out thousands of messages per day without your knowledge. Currently, instead of spam and viruses being sent from small clusters of overseas mail servers, we now have spam coming from millions of personal computers worldwide.*" There's that and additional info in **Red Shift Newsletter** (November 2004).

### 5. Stop Using Internet Explorer!

The following was received from **Eastman's Online Genealogy Newsletter** on 22 November: "*If you were surfing the web last Friday night or Saturday morning and you were using Internet Explorer, there is a chance that your Windows computer became infected with an Internet worm. This happened even if you did not directly visit an infected site ... It seems a hacker managed to load malicious code onto a web server that delivers advertising directly to users who visit other web sites. If you browsed with Internet Explorer to an infected site, the code then placed a worm inside your copy of Internet Explorer. The worm allows hackers to take control of the infected PC and steal personal data from your system.*" You can read more about this is at [www.informationweek.securitypipeline.com/news/53701328](http://www.informationweek.securitypipeline.com/news/53701328). If it happened once, it can happen again!

Eastman goes on to say, "*I have a better idea: dump Internet Explorer. It is weak, slow, and riddled with security problems. Every few weeks a new exploit appears that takes advantage of Internet Explorer's weaknesses.*"

A simple and free solution I use is the **Firefox** browser for my 'net surfing. As far as I have been able to determine it has not had any similar problems. You can read what Eastman has to say about Firefox at [eogn.typepad.com/eostmans\\_online\\_genealogy/2004/11/a\\_better\\_web\\_br.html](http://eogn.typepad.com/eostmans_online_genealogy/2004/11/a_better_web_br.html) where there are links to other reviews and also a link for you to download it. Happy surfing!◆

[bob@bobstephan.net](mailto:bob@bobstephan.net)

## MEETING REVIEW

**Regina Doyle**  
MBUG-PC  
Newsletter Editor



photo: B. Hylar, MBUG-PC

### WindowsXP Service Pack 2

**Debbie Jones**, Computer Trainer/Consultant from **Anything is Possible** was our guest speaker in December. She provided us with some good advice about the benefits, problems, system requirements, what to expect (what won't work and why), as well as reviews of Service Pack 2 (SP2).

Debbie says the main reason to install SP2 is **security**. She repeated what many of our speakers and F1 guys say over and over again: we should have a firewall. SP2 comes with Windows Firewall (it's on by default when you install it).

Debbie ran through Microsoft's ten reasons to install SP2, explained specific security tools and also expressed people's concerns about installing it. She warned us to set aside plenty of time to install this baby (about 2 to 3 hours), in order to do system updates, scans, backups and other preparatory work first, and then downloading it from either the CD or the Internet.

We got a whole lot of answers to Frequently Asked Questions, particularly answers to common burning questions about Symantec product conflicts with SP2.

If you can't imagine doing the install on your own, Debbie can help: as she says, getting a certified technician to do it for you may be costly, but may be less expensive in the long



*Debbie Jones expounds  
on WindowsXP SP2,  
December 2004*

run! She can be reached at [anythingispossible@comcast.net](mailto:anythingispossible@comcast.net).

MBUG's **Jack Lewtschuk** has the PowerPoint presentation and the SP2 connected links (in digital form) distributed by Debbie during her presentation.

If you want to a copy, contact Jack at [blacklion@royal.net](mailto:blacklion@royal.net). ♦

[ReginaDoyle@aol.com](mailto:ReginaDoyle@aol.com)

### O'Reilly Discounts for MBUG-PC Members

MBUG members get a 20% discount on O'Reilly publications. Just use code **DSUG** when ordering. Group purchases with better discounts are available: please let me know if you are interested and I can put you in touch with their sales department. O'Reilly catalogues will be available at general meetings.

**S. Jack Lewtschuk**  
[blacklion@royal.net](mailto:blacklion@royal.net)

### SMART COMPUTING MAGAZINE SALES BENEFIT MBUG-PC

12 issues for \$29.00 / 24  
issues for \$48.00

36 issues for \$64.00

PO Box 85380 / Lincoln NE  
68501-9807

Phone: 1-800-733-3809 / Fax:  
1-402-479-2193

Use **source code 8181** when ordering & for every five subscriptions MBUG gets a free subscription which we raffle off for fund-raising.

## LEARN VIDEO PRODUCTION WITH MBUG & AMP



**Joe Asling**  
MBUG Video Project  
Coordinator

photo: Bill Hyley, MBUG-PC

**Access Monterey Peninsula (AMP)** is a community media center created to serve the public, educational agencies and local governments on the Monterey Peninsula. AMP televises 24 hours a day on Channel 24 in Monterey, Pacific Grove, Seaside and Marina. Currently, programming consists of the **Monterey Community Bulletin Board**, announcements of local non-profit events and services and Sneak Previews, examples of programming from other community stations. Live programming is scheduled for mid-year.

Computer editing is becoming THE way to make videos, both amateur and

professional, so MBUG members with their computer and digital imaging knowledge are logical people to get involved in this. AMP is offering introductory classes all spring (four Saturdays, six hours per class) which cover introduction to using studio cameras and portable videocams, sound, lighting, live editing in the control room, and computer editing. And it's FREE — MBUG has paid for any members who wish to take the class this spring.

At the end of the class, you can start doing projects — video productions on just about anything you want. For example **Don Slaiter, MBUG Vice President**, is a Pt. Pinos Lighthouse Docent, and we are going to make a video of the ceremonies for the 150th Anniversary of the lighthouse. There's plenty of support, both from the current crew and other members who have been working with video. So any MBUG member who has an interest on promoting his/her interest can use this to get his material on TV. ♦

[jasling@pacbell.net](mailto:jasling@pacbell.net)

### ARE YOU REGISTERED with MBUG LISTSERV yet?

Some MBUG-PC Members are *still* not on the Listserv. This private e-mail service lets you send out messages to all other MBUG Members and have other Members reach you.

**It's secure** because it's monitored by MBUG's Webmaster who ensures that messages are computer-related, virus-free and are passed on by Members only (no spammers allowed)!

Get **current announcement** of MBUG programs (changes, additions, cancellations). Get **warnings** of new viruses, worms, scams, etc. Use it to **ask and answer computer-related questions** (get immediate help for problems or obscure questions). **Make announcements** looking for or offering computer-related software and hardware.

**But to use MBUG's Listserv you must register.**

Instructions at [www.mbug.org](http://www.mbug.org) or go to <http://listserv.redshift.com/mailman/listinfo/mbug>.

Questions? Call on any veteran MBUG-PC Member.




# MBUG-PC SUPPORTERS

James W. Anway

Retired IBMer  
Computer Consultant

Phone: 831 625-5618  
Fax: Call first



# BIZTECH

SHIPPING & COPY CENTER

Richard Pryor, Owner

26384 Carmel Rancho Lane, #101  
Carmel CA 93923  
(831) 622-9024 Fax (831) 622-9026  
E-mail - bizcopy@aol.com

# COMPUTER POWER

Star Reierson  
star@redshift.com

1173 Ninth Street  
Monterey CA 93940

Phone: (831) 373-3919  
Fax: (831) 373-0671


# Clive R. Sanders

Sanders and Associates

Computer Consultants

636 Spazier Avenue  
Pacific Grove  
California 93950

Telephone: 831-375-5376  
Cell: 831-521-6676  
E-mail: simbacli@pacbell.net



Carolyn S. Lake  
798 Lighthouse Ave, #194  
Monterey, California 93940  
phone: 831-643-2023  
email: lakelyn@ix.netcom.com

### In-home Computer Coaching

- Practical guidance to make your computer work for you
- Sessions geared to the older adult (beginner/intermediate)
- Special projects: document preparation, graphics
- Learn the basics of popular Microsoft programs and more...

Word Outlook PowerPoint Internet Scanning  
Excel Publisher FrontPage WordPad CD Burning

# SHURGARD

Storage Space Bulk Storage  
Self Storage  
Moving & Packing Supplies

Sam T. Branham Manager  
www.shurgard.com

709 California Avenue  
Sand City CA 93955

Phone 831 394 4988  
Fax 831 394 4488

# FourWinds Travel




Where the good times begin<sup>SM</sup>

■ Dan Presser, Owner

26080 Carmel Rancho Blvd., Suite 103  
Carmel CA 93923-8757 ■ 831-622-0800  
Fax 831-622-9467 ■ CST #1000683-40

fourwinds@redshift.com ■ www.fourwindstravel.com

## Computer Help is Just a Click or Call Away with MBUG F1



You know you push the "F1" button on your computer when you need help. But do you also know that you can call or e-mail **MBUG-PC "F1 for Help"** with your computer questions?

**Our expert team of helpful volunteers** is willing and able to share experience on software and hardware. And if they don't know the answer, they'll direct you to someone who does. To get computer help:

- (1) Contact any of the people listed below; or
- (2) Ask questions during any MBUG-PC meeting break or Q&A session; or
- (3) Leave a message at MBUG-PC's Answering Service (373-6245) ; or
- (4) Broadcast a message to all members through the MBUG-PC Listserv ([mbug@listserv.redshift.com](mailto:mbug@listserv.redshift.com)) **in plain text only** (NO html, please)!

### Services are free of charge

(with the understanding that MBUG-PC, its Board of Directors, and the F1 Volunteers themselves are in no way responsible or liable for the accuracy or the outcome of any advice or suggestions).

#### ■ Jim Anway

STRICTLY Wednesdays & Fridays  
from 2pm to 5pm at 625-5618

#### ■ Lee Keely

Prefers e-mail at [Lee@leekeely.com](mailto:Lee@leekeely.com)  
or call 626-8033

#### ■ Bob Stephan

e-mail to [bob@bobstephan.net](mailto:bob@bobstephan.net)  
or call only between 9am-5pm  
646-1373

#### ■ Clive Sanders

e-mail to [simbacli@pacbell.net](mailto:simbacli@pacbell.net)  
or call only between 1pm to 9pm  
cellphone (831) 375-5376 ◆

## VOLUNTEER COMPUTER COACHES/TEACHERS NEEDED

### Sally Griffin Senior Center in Pacific Grove

is in need of additional "computer coaches"  
and instructors for their

#### Technology Access Program for Seniors.

The center provides older adults an opportunity to learn and practice their technical skills in a small lab, working one-on-one and in a small class format with a volunteer computer coaches and instructors.

If you have the time, ability and patience to tutor beginners in a relaxed setting, contact **Kimberle Herring** at the Sally Griffin Senior Center at (831) 375-4454 or e-mail [kherring@mowmp.org](mailto:kherring@mowmp.org)

## Pacific Grove

### Adult

### Education

### Center



Vocational  
Education  
Computer  
Classes

## "Learning for Life"

1025 Lighthouse Avenue

Pacific Grove CA 93950

See PGAEC catalog & web pages for  
class descriptions.

Call: Computer Office (831) 646-6657  
or e-mail Bruce Cates: [bcates@pgusd.org](mailto:bcates@pgusd.org)  
<http://www.pgusd.org>



## Windows Office XP MS Excel

**Bill Baumgardt**

*Workshop Leader*

**Wednesday,  
January 12**  
7:00 to 9:00pm  
**Hilltop Park Center  
Monterey**



Microsoft Excel, the most widely used spreadsheet program, offers **Pivot Tables**, an extremely versatile tool for summarizing large masses of data. Bill will show you how they work with different data bases. He will also demonstrate another timesaving approach to summarizing data using the **SUMIF** function.

Send questions in advance to [wwb2@comcast.net](mailto:wwb2@comcast.net). ♦

## COMING in FEBRUARY:

### GENERAL MEETING e-BAY OVERVIEW

**Sirie Thongchua**

*Guest Speaker*

**Friday,  
February 4**  
7:00 to 9:00pm  
**Adult Education Center  
Pacific Grove**



**Sirie Thongchua** will be a new guest speaker for MBUG. She is an education specialist for **e-Bay** and puts on programs at **Sally Griffin Senior Center**, Pacific Grove. She will cover security aspects, scams, as well as how to put items on e-Bay and become a recognized seller.

If one of your New Years' Resolutions is to learn something new in 2005, why not start with buying and selling on the Internet? Be sure to put this one on your calendar and bring along a new friend.

Questions in advance? E-mail [siriet@yahoo.com](mailto:siriet@yahoo.com) or phone (831) 658-0211 ♦

## UPDATED DISCOUNT COMPUTER MAGAZINE\* PRICE LIST

	1 yr	2 yrs	3 yrs
Computer Games	\$10.95	\$20.95	\$29.95
Computer Gaming World	\$14.95	\$28.95	\$41.95
Computer Shopper	\$16.97	\$32.95	\$47.95
Dr. Dobbs Journal	\$15.95	\$30.95	—
Mac Addict	\$10.97	—	—
Mac Home Journal	\$15.97	\$29.97	—
Mac World	\$12.95	—	—
Maximum PC	\$9.95	\$18.95	\$27.95
Microsoft System Journal	\$21.95	\$39.95	—
PC Gamer	\$12.95	—	—
PC Magazine (22/44/66 issues)	\$25.97	\$48.95	\$68.95
PC World	\$16.95	—	—
Wired	\$6.00	\$12.00	\$17.00

Prices for new subscriptions & renewals. All Orders must have check, cash or Money Order payable to: **Herb Goodman** 8295 Sunlake Drive, Boca Raton, FL 33496 phone (561) 488-4465 [hgoodman@prodigy.net](mailto:hgoodman@prodigy.net). Allow 10 - 12 weeks for magazines to start. Renewals: supply address label from present subscription to ensure correct start of renewal. As an extra service HG will mail a renewal notice 4 months prior to expiration date.

*\*For over 300 more titles at excellent prices, contact HG by e-mail.*

## DIGITAL vs FILM CAMERAS

**Bill Hyler**

*Workshop Leader*

**Wednesday,  
February 23**  
7:00 to 9:00pm  
**Hilltop Park Center  
Monterey**



photo: Ann Mack, MBUG-PC

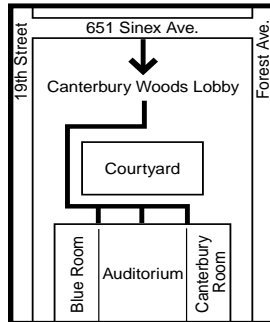
We'll continue talking about the differences between digital and conventional film cameras, how to move digital images from camera to computer; move photo files into editing programs, edit photos and create slide shows. Bring your camera along or send specific questions in advance to [hylar@comcast.net](mailto:hylar@comcast.net). ♦

**Bill**

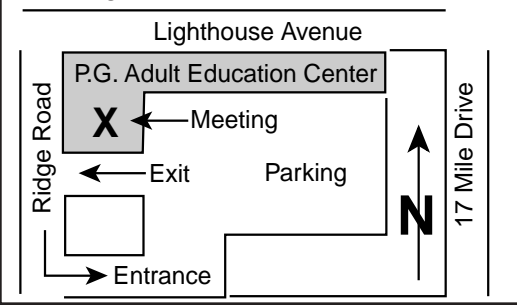
# MBUG - PC Calendar of Events - January 2005

Sunday	Monday	Tuesday	Wednesday	Thursday	Friday	Saturday
						1 <i>PLUS Premier Sneak Preview of "This is mBUG" Video!</i>
2	3	4 <i>DIRECTORS' MEETING Canterbury Woods PG Begins at 7pm Everyone Welcome!</i>	5	6	7 <i>"General Meeting" Adult Ed Center, PG 7:00 - 9:00pm "Firetrust Encrypt" Clive Sanders</i>	8
9	10	11	12 <i>Microsoft Excel Hilltop Park, Monterey 7:00 to 9:00pm Bill Baumgardt</i>	13	14	15
16	17	18	19	20	21	22
23	24	25	26 <i>Topic to be Announced Hilltop Park, Monterey 7:00 to 9:00pm Speaker to be Announced</i>	27	28	29
30	31					

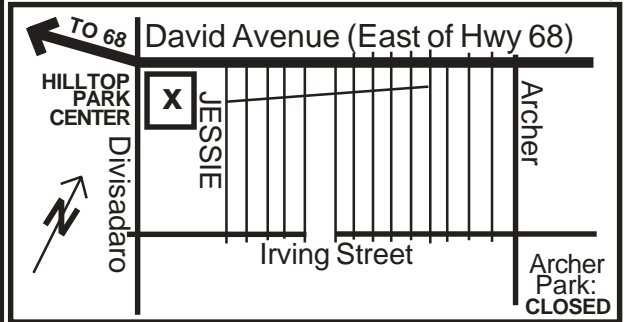
**Canterbury Woods**  
651 Sinex Avenue  
Pacific Grove



**General Meeting Location**  
**Adult Education Center, PG**  
1025 Lighthouse Avenue, Pacific Grove



**Hilltop Park Center**  
871 Jessie Street  
Monterey




## Tentative Calendar February 2005 *Please Check the February Newsletter for Final Dates & Times*

Sunday	Monday	Tuesday	Wednesday	Thursday	Friday	Saturday
		1 <i>DIRECTORS' MEETING Canterbury Woods PG Begins at 7pm Everyone Welcome!</i>	2	3	4 <i>General Meeting "e-Bay Overview" Adult Ed Center PG 7:00 - 9:00pm Sirie Thongchua</i>	5
6	7	8	9 <i>Hilltop Park, Monterey 7:00 to 9:00pm Topic &amp; Speaker to be Announced</i>	10	11 <i>Hardware Maintenance Adult Ed Center, PG 7:00 to 9:00pm Michael Stewart</i>	12
13	14 <b>St. Valentine's Day</b>	15	16	17	18	19
20	21	22	23 <i>DIGITAL CAMERAS Hilltop Park Monterey 7:00 to 9:00pm Bill Hyler</i>	24	25	26
27	28					

Non-Profit  
Organization  
U. S. Postage Paid  
Monterey, CA  
93940  
Permit No. 273

monterey bay users  
group-pc  
177 Webster Street, Suite A-354  
Monterey, CA 93940  
Vol 24, No 1, 2005



## MEMBERSHIP REPORT



**Don Slaiter**

Vice President,  
Assistant Treasurer &  
Membership Chair

### WELCOME TO OUR NEWEST MEMBERS

James Emery ..... 1259  
Bob Davis ..... 1260

### THANK YOU FOR RENEWING YOUR MEMBERSHIPS


Richard Binsacca ..... 673  
Harry Hamilton ..... 819  
John Meagher ..... 1239  
William Walden ..... 1145  
Randall Morris ..... 1082  
John & Lee Ann Harris ..... 950

### AS ALWAYS, WE APPRECIATE OUR GENEROUS DONORS

2 Anonymous Donations  
John & Lee Ann Harris ..... 950  
Charlie Mehlert ..... 1211

### Check your (upside down) label.

Does it say  
“Exp: January / 2005”?



### Don't miss an issue. Renew today!

Check the expiration date of your MBUG-PC membership & newsletter subscription: Electronic \$20, US Mail \$25, both \$35.

### Additional tax-deductible donations welcome!

Send your name, address, telephone and e-mail address with your check to: Monterey Bay Users Group-PC, 177 Webster Street, #A-354, Monterey, CA 93940

## INK CARTRIDGE UPDATE

**Carolyn Lake**

Publicity Chair



photo: Bill Hoyer, MBUG-PC

### FACING 2005 WITH RESOLUTION

To start the New Year with a clean slate, not to mention a clean basement, I resolved to send another shipment of empty ink cartridges to the company that re-uses them, and was able to put

together a sizeable package. My basement space is clean, ready and waiting to store (temporarily) even more of your generous empties.

This has been a good source of funds for MBUG educational programs and its success depends on you. So resolve to bring in all your used ink cartridges in 2005! Put it on your New Year's list – this is one you can keep *and* feel good about! Just drop cartridges in the brown box at our general meetings and workshops. Remember, we can collect only original equipment, name brands; no remanufactured or generic brands, please! ♦ [lakelyn@ix.netcom.com](mailto:lakelyn@ix.netcom.com)