



mbug-pc newsletter

Established 1983 / Incorporated 1988

IN THIS ISSUE

Mental Exercises.....1
 MBUG-PC Information..... 2
 Things, Thinglets & Thingassos 3
 Frugal Computerist..... 5
 Finding Related Words 7
 Getting to Know Your Benchmarks.... 8
 MBUG-PC Supporters 9
 Need Computer Help?..... 10
 MBUG PC Calendar11
 PG Adult Ed Computer Classes11
 Membership Expiration Information. 12
 Membership Report..... 12
 Register with MBUG Listserv..... 12

MENTAL EXERCISE TO KEEP YOUR BRAIN SHARP

Are you getting forgetful? Have you found your brain less agile? Do nouns escape you after 4:00 p.m.? Do you feel that those “senior moments” are just a little too frequent? Well, there is hope as close as your computer for possibly reducing those bothersome events. Some websites, of course, are magnets for spreading spam and tempt us with pop-up ads, but there are many good sites that offer useful and fun “exercises” for keeping our brains more flexible.

At the June 4 meeting, **Star Reierson of Computer Power** will take MBUGers to sites that go beyond the familiar online versions of Sudoku, crossword puzzles, checkers, and chess. She will demonstrate exercises like “Dragger,” “Counterfeit,” “What Was There,” “Guess the Color,” and “Mahjong.”

For people who like to test their knowledge, there are a multitude of trivia quizzes and challenges, such as matching flags to their respective countries, available on the Internet. If you have a favorite website that is free and stresses making new synapses in the brain, please come and share your

treasure at this fun demonstration and discussion.

In business over 25 years, Star is the successful owner of Computer Power (1173 Ninth Street, Monterey), providing consultation and services for those who want to get the most from their computers. For questions in advance, e-mail Star at star@computerpowerstar.com or call 373-3919.


WAIT, THERE’S MORE...

Following Star’s presentation, we will have another of our open **Random Access** sessions—in other words, a chance for us in the audience to bring up our hardware and software questions and seek computer wisdom from our peers (who are also in the audience). We all have some information that can help someone, and these occasional general Q&A sessions provide opportunity to share our knowledge with each other.

WAIT, THERE’S EVEN MORE...

Rounding out the evening, there will be another **RAFFLE** of items that are either donated or purchased with the proceeds from our ink cartridge recycling program with **Staples**. We accept empty ink jet and laser cartridges of any type for recycling. ♦

NEED ANSWERS? COME TO THE JUNE GENERAL MEETING



**STAR
REIERSON WILL
HAVE EXERCISES TO
KEEP OUR BRAINS
AGILE!**

**FRIDAY JUNE 4, 2010
7:30 to 9:30 pm
Pacific Grove Adult Education Center
1025 Lighthouse Avenue, Pacific Grove
FREE to MBUG Members and the General Public.**

Open Volunteer Positions Available Now at MBUG !

Program Director

We urgently need someone to fill this position: it takes just a couple of hours every month. Former incumbent Carolyn Lake is willing to show you the ropes!

We're looking for a reliable person to contact and schedule speakers for monthly General Meetings.

Workshop /SIG Leaders

Run workshops or Special Interest Groups monthly/bi-monthly/quarterly.

Meeting Reviewers and Columnists

Attend General Meetings/ongoing workshops; write reviews or regular column on hardware or software review, favorite website, etc.

E-mail or call President **Jack Lewtschuk** at blacklion@royal.net

(831) 757-0123

MBUG-PC BOARD OF DIRECTORS

S.Jack Lewtschuk . . . President 757-0123 blacklion@royal.net
Donald R. Slaiter . . . Vice President, 655-4443 slaiter@pacbell.net
Membership Chairman
& Meeting Facilitator
Tom Streeter Secretary, APCUG 657-4249 tom223@pacbell.net
Representative
Tony San Filippo Treasurer 655-3225 sanfilippof@sbcglobal.net
Regina Doyle Senior Newsletter 375-4496 reginadoyle@aol.com
Advisor
Jim Hinwood Newsletter Editor 402-2468 ehinwood@msn.com
Nelson French Program/Publicity 626-4551 nfrenchjr@aol.com
Team & Photographer
Carolyn Lake Program/Publicity 643-2023 lakelyn@comcast.net
Team & Newsletter Advisor
Charlie Mehlert Hospitality 657-4125 mehlert@sbcglobal.net
Team Leader

MBUG-PC VOLUNTEERS

Jim Anway Workshop Leader/F1Help 625-5618 AnwayJ@comcast.net
Joe Asling Columnist 641-9560 jhasling@comcast.net
Bill Baumgardt Workshop Leader 372-5500 ww2@comcast.net
Eileen Begley Workshop Leader 582-9336 eb@spyderbytes.com
Bill Bowles Columnist 375-3954 B@bowles.com
Norma Cocklin Canterbury Woods 657-4257 cocklin@att.net
Liaison & Newsletter Proofreader
Ralph Games Meeting Facilitator 394-8876 gamesri@comcast.net
Jeff Helms Workshop Leader kook@mbay.net
Bill Hyler Photographer 624-4456 hyler@comcast.net
Lee Keely F1 Help 233-6995 Lee@leekeely.com
John Laughton Legal Advisor 649-1122 john@netlawyers.com
Gil Preston Library Coordinator 657-4111 gp.of.pg@gmail.com
Clive Sanders Consultant 375-5376 simbacli@pacbell.net
Bob Stephan Historian, F1 Help, 646-1373 stephan.bob@gmail.com
Columnist & Workshop Leader
Bill Stockton Recording Secretary 384-6130 N/A
Ed West Webmaster/Listserv Owner 372-6200 captain@mobie.com

MBUG-PC Newsletter is published monthly by Monterey Bay Users Group-Personal Computer, Inc., a nonprofit, tax-exempt, charitable, educational corporation, PO Box 51611, Pacific Grove CA 93950, telephone Don Slaiter (831) 655-4443 or 657-4154, website www.mbug.org, or e-mail mbug-pc@mbug.org.

DISCLAIMER: No warranty, expressed or implied, is made by MBUG-PC, Newsletter editorial staff, or any individual authors or contributors. This disclaimer extends to all losses, incidental or consequential, from the use of this publication.

Unless stated otherwise, the opinions expressed in any article or column are those of the individual author(s) and do not represent any official position of, or endorsement by, MBUG-PC which is a 501c3 corporation and is not affiliated in any way with any vendor or equipment or software manufacturer.

Copyright © 2010 Monterey Bay Users Group-PC. Permission for reproduction in whole or in part is granted for nonprofit use, provided credit is given to MBUG-PC and to the author(s). Other reproduction without prior written permission of MBUG-PC is prohibited.

SUBSCRIPTION: See back cover for rates.

NEWSLETTER AD RATES: Special rate for local business card ads (approximately 1/10 page) is \$30.00 for 6 issues or \$50.00 for 12 issues. Full and partial page ad rates are available upon request.

MBUG will publish at no charge classified ads for individual subscribers who have computer hardware or software for private sale. For advertising information contact Jim at ehinwood@msn.com.



Benefits of MBUG-PC Membership:
Free Computer Help (see page 10 for details), Monthly MBUG-PC Newsletter, and a 15 to 20% Discount on Computer Books at Borders and Waldenbooks with MBUG-PC Membership Card (see Don Slaiter for a card).

THINGS, THINGLETS & THINGASSOS

S. Jack Lewtschuk
MBUG-PC
Columnist



photo: Bill Hyley, MBUG-PC

PRESIDENT'S MUMBLINGS

Due to scheduling problems with the **Pacific Grove Adult Education Center**, we are changing the venue, days, and time of our meetings, starting in July.

The **Board of Directors** meetings will continue to take place at **Canterbury Woods** at 7:00 p.m., but move to Thursday nights in the Canterbury Room (see dates below).

The General Meetings will be held at **Hilltop Park Center**, 871 Jessie Street, Monterey, from 7:00 to 9:00 p.m., on the second Wednesday of the month (see dates below).

Parking is available on Jessie Street and Divisadero Street and in the parking lot behind the building, which is accessible from both streets. See map on Calendar page.

MEETING SCHEDULE for July-December 2010:

MONTH	BOARD Thursdays	GENERAL Wednesdays
July	8	14
August	5	11
September	2	8
October	7	13
November	4	10
December	2	8

THINGS, THINGLETS & THINGASSOS

Calculator

Would you like to access your calculator with a shortcut?

Right click a blank space on the desktop, point to "New," and click "Shortcut." Type in "calc" and click "Next." Click "Finish." The shortcut will now appear on the desktop.

Care and Feeding of your LCD Monitor Screen
Your Skinny LCD Monitor Ain't Made Of Glass!
I imagine that few of you still have the big and heavy CRT (cathode ray tube) monitor; most of us have switched to the "skinny" LCD (liquid crystal display).

There are many advantages to the LCD and some disadvantages. One of the latter is that the screen requires tender loving care.

Cleaning Your LCD Screen

LCDs are sensitive to various cleaning products, including ammonia. Therefore, I would not use an all-purpose glass cleaner like Windex. You can find LCD cleaning kits in stores. This is the more expensive way to go. On the other hand, they do not require you to mix stuff.

Distilled water is OK for removing dust. It may not be satisfactory for greasier problems such as fingerprints. However, if it is doing the job, it is probably the safest thing you can use. You do not want to use tap water, which has dissolved minerals and salts in it. It will most likely result in smears.

Hard-to-remove stuff is a danger with water. We have a tendency to bear down when faced with stuck-on substances. Pressing an LCD screen is not a good idea. You can fry the pixels. I would rather have a dirty screen than a bunch of burned-out pixels.

If you need something more powerful than water, try white vinegar. Mix it 50-50 with distilled water in something like an empty and clean Windex bottle.

Some people recommend 72 percent isopropyl alcohol. Others think that is not a good idea. I would turn to vinegar first. If you use alcohol, make sure it is the 72 percent isopropyl variety. Other mixes might cause damage. Again, mix it 50-50 with distilled water.

See warning at: http://en.wikipedia.org/wiki/Isopropyl_alcohol#Safety

Isopropyl alcohol is not good for your innards or your "outtards." Use it in a well-ventilated area. Keep it away from



flames. Do not drink it, for heaven's sake! And wear gloves. The cloth you use is also important. It needs to be soft, soft, soft. Most experts recommend microfiber cloth. You should be able to find it in stores. If not, there is a ton available online. I would not reuse microfiber cloths. LCD screens are easily scratched. Therefore, discard the cloth after use.

Do not use paper towels. They can harbor bits of wood, and those bits could lead to scratches. When you wipe the LCD, do not spray liquid on it. The liquid could run between the frame and the screen. There are electrical connections in there, and liquid could short them. Instead, spray the liquid on the cloth. Do not get the cloth sopping wet. Again, putting too much liquid on the screen is dangerous. It will run all over the place. Just moisten the cloth.

If you wish to remove dust from your screen, a sheet of "Bounce" or a similar product is very useful and it will make your screen smell good.□

Webcast vs. Podcast vs. Webinar

Do you know the difference?

A webcast is a one-time showing of some video or audio. Sometimes it is live. You watch or listen on your computer.

A podcast is a show with episodes. It can be audio or video. You subscribe and then watch or listen on your computer, or you download episodes into a portable player.

A webinar is a web seminar. It can be educational, or it can be a sales pitch. It can be one-way or interactive. You watch it on your computer, or you go to a place where there is an interactive setup where you can talk back and forth to the (online) lecturer.

NOVICE CORNER

Computer Language

Become a computer linguist with the help of SmartComputing. No more "thingy," "whatchamacallit," or "thingamabob" when asking or offering help. See the magazine's dictionary website at:

<http://www.smartcomputing.com/editorial/dictionary/index.asp?page=dictionary&gid=D74C667036D54A96B71BD87027796D26>

If that does not please you, google "computer dictionary" and you will find some 700 other sources of information.

Q: Is a "Recovery" Disk the Same as an "Installation" Disk? A: No
A recovery disk contains the tools and additional information that can be used to "recover" your system using information stored on your hard drive. That "information" could be the I386 folder, it could be a hidden recovery partition, or it could be something else entirely. The key is that the recovery disk uses a bunch of information on your hard drive. An installation disk contains the software to be installed. A Windows installation disk contains a copy of Windows, which is copied from the disk and installed on your computer's hard drive. There is no need for additional tools or information already to exist on the hard drive.

Create Personalized Shortcuts

You can gain easy access to any application by creating your own keyboard shortcuts. For example, you could open Microsoft Word by using a simple keyboard shortcut command such as CTRL-ALT-W. To create a personalized shortcut, right-click an application shortcut icon and choose "Properties." Click the "Shortcut" tab; click in the "Shortcut Key" field; press the keys you want to use for your shortcut (such as CTRL-ALT-S) and click "Apply." Now whenever you want to open the application, all you have to do is type the keyboard shortcut you chose.◆

blacklion@royal.net

Write a Hardware, Software, Service, or Website Review

Do you have a computer-related experience, good or bad, to share with MBUG?

Your hardware or software experiences with a favorite or most-hated website, program, OS, piece of peripheral equipment, cellphone, digital camera, or "toy" are welcome.

Contact **Jim Hinwood**,
Editor MBUG Newsletter

THE FRUGAL COMPUTERIST

photo: Bill Hyster, MBUG-PC



by Bob
"I Don't Do
Windows"
Stephan

The Frugal Computerist

Daisy Chaining Routers

What's that all about you may well ask? I'll try to explain it as best I can to the best of my understanding. Where to start . . . ? I've been using a router for Internet access for quite a while and it has been working great. It is a four-port router which has been just right for the four computers in my house. It also has a parallel port connection to which I have connected my trusty old Hewlett Packard Laserjet 5 printer. This printer is about 15-20 years old and it was built like a General Sherman Tank. It still runs beautifully and is faster than any ink jet printer I have had, including my newest HP Officejet 6500, and I would hate to lose access to it. The Laserjet is strictly black and white but that works just fine for many things including printing the many page income tax return with all its supporting forms.

By connecting the printer to the router any computer in the house can print to it independent of any other computer. It is a nice setup. But then along came the Officejet 6500 which was needed because my old color printer gave up. The new one has a network connection so that makes it accessible to any of the computers on the LAN, but to connect it along with the other equipment would require five LAN ports which the router doesn't have. Wurra, wurra, how to get everything connected? Buying a new router with more ports isn't an option because it is almost impossible to find a new one with a parallel port which I refuse to give up, at least until the Laserjet gives up which may be many years yet.

Solution: add another router, but this may be easier said than done. I actually have several other routers in reserve which I have accumulated in one way or another over the years including a couple with Wi-Fi. (Good, used routers are a dime-a-dozen on eBay.) The question was how could I make use of one of them to expand my LAN with more ports? Aha, Google the Internet for more information! Here is what I found at www.nscave.com/HiSpeedInternet/two%20routers.html.

Connecting Two Routers

Why would anyone want to hook up two routers? Good question. There are a few reasons;

- * Most routers only have four wired connections. You may need more. (The main reason.)
- * Your wireless signal may be weak, and this could be a way of raising your antenna (signal strength) to another level.
- * You may want to connect other devices such as RJ-45 equipped hard drives. This allows all computers on your LAN to access that hard drive with proper configuration and software in place.

Connections For The Second Router

There are two possible locations/connections for adding the second router.

- * You can connect the second router to the back of a router already in operation.
- * If you have a wired LAN (Local Area Network) system in your home, you can connect the second router to any of the wired jacks .

Special Steps For Connecting Two Routers

There are special steps for connecting two routers to each other that must be followed exactly. I will use the D-Link brand as an example. For other brands, or updated D-link software you can easily locate the steps by opening your particular router software. If you have a laptop or second computer you can use that for adjusting these settings. Otherwise disconnect your main computer from the original router and connect it to the second router as follows:



- 1) Power up the second router, connecting it to the computer via the LAN port. Enter <http://192.168.0.1> into your browser's address bar (or the access IP for your particular brand of router).
 - 2) Under Router Settings, enter an available IP address. e.g. 192.168.0.2 Use this new IP address to access the configuration of this router in the future.
 - 3) Uncheck the Enable UPnP checkbox. This is usually found under Advanced>Advanced Network..
 - 4) Uncheck the Enable DHCP Server checkbox. This is usually found under Setup>Network Settings. Depending on the router model, you may have to save after each step or on some models you can do all the steps and do a single save at the end. Just make sure all the steps are completed and show the changes. Disconnect the router from the computer by removing the Ethernet cable. (If you used your main computer, then reconnect it as it was to the main router.)
- Physical Wiring Connections For Two Routers: Connect an Ethernet cable from one of the LAN ports of the main router to one of the LAN ports on the second router. (LAN to LAN)

Important: Do Not Plug Anything Into The Internet Port or WAN Port Of The Second Router. You now have 3 LAN ports on the second router to connect other Ethernet devices and computers. To configure the second router's settings, enter the IP address you assigned above into the browser address line on the computer. To configure the original router settings, enter the original IP number in the browser address bar. If you want to have the second router in another location or on another level of your home, just plug an Ethernet cable from one of the LAN ports to the wall jack, and plug your computer or other Ethernet equipment into a LAN port on the second computer. Or by turning the wireless portion on, you can now broadcast your signal on a different level of your building. Be aware if you turn both wireless transmitters on in both routers you may run the risk of interference or signal loss due to interfering signals. A bit of trial and error testing may be required for that one. With this setup the first router issues the IP numbers to all computers on your LAN. Also with this setup you can easily connect other devices to your network such as RJ-45 equipped hard drives and so on. Now back to the Frugal Computerist: While the above is the clearest and most complete description that I

found, there are many other discussions of various procedures for accomplishing this. If you find a better one please let me know. I can verify that the above procedure worked for me and now I have 6 wired ports (3 on each router) to connect various computers, my new printer, and other networked equipment instead of the original four. Not only that, the second router that I used has a Wi-Fi feature so now I also have Wi-Fi access to my home network from computers that are so equipped. It all works beautifully and it preserves the parallel port connection for my good old HP Laserjet while adding all the wired and wireless capabilities that I think I will ever need. I love this kind of stuff even though I don't understand as much of it as I would like and it can be confusing and frustrating to deal with.◆

Bob "I don't do Windows" Stephan has over 40 years of computing experience. He welcomes comments and questions that The Frugal Computerist can respond to by email to stephan.bob@gmail.com.

Bob's NEW home page is at bobstephan.com.

Smart Computing

FREE tech support

to both subscribers and non-subscribers.
 1 (800) 368-8304 / Mon-Fri 7am to 8pm CST
 Saturdays from 8am-4pm CST (Nebraska time),
 or 24/7 at webhelp@smartcomputing.com or
www.smartcomputing.com

MBUG recommends Smart Computing.
It's a great source of information and has
been a generous MBUG donor for many
years.

Best Value: 36 print issues for only \$64
 (just \$1.78 per issue)

24 print issues for only \$48 (\$2 per issue)
 12 print issues for only \$29 (\$2.42 per issue)
 12 months of full Web site access
 (no print) for \$17

Go to www.smartcomputing.com/secure/newssubscription

or call (800) 733-3809, Monday through Friday,
 7 am to 8 pm; Saturday, 8 am to 4 pm CST)

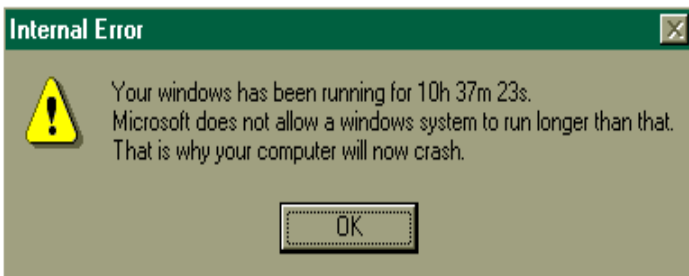


Finding Related Words

Finding just the right words to say what you want to say can sometimes be a challenge. Fortunately, Microsoft Word can help in this regard. One of the tools that Word provides is a full thesaurus. You can use this tool to find alternate words with the same meaning (synonyms), words with the opposite meaning (antonyms), or related words. Related words are typically similar words based on the root of the word you specify. To find a related word, follow these steps:

1. Position the insertion point in the word you wish to check.
2. Press SHIFT+F7 or choose “Language” from the “Tools” menu and then “Thesaurus” from the submenu. If you are using Word 97 or Word 2000, you see the Thesaurus dialog box. If you are using Word 2002 or a later version, you see the Research task pane, with the thesaurus information displayed.
3. If related words are available for the word, you will see the “Related Words” choice in the dialog box or the task pane. Click on “Related Words.”
4. In the Related Words list, select the desired related word.
5. Click on “Replace” (if using Word 97 or Word 2000) or click the down-arrow to the right of the related word and choose “Insert” (if using Word 2002 or a later version).

Copyright © 2010 by Sharon Parq Associates, Inc. Visit <http://word.tips.net> for thousands of other free Microsoft Word tips. Reprinted by MBUG-PC with permission.




DISCOUNT DEALS FOR MBUG MEMBERS

Peachpit Press gives MBUG Members 35 percent off the list price of its books. At checkout, before entering your credit card information, enter coupon code **UE-23AA-PEUF** (case-sensitive).

This is an exclusive offer that may not be used in conjunction with any other offers.

Want a preview of a Peachpit book before you buy it?

Check out new books on offer from the **MBUG Lending Library** (see page 14). For books, e-books, training aids, reviews, and more, go to www.peachpit.com.



MEETING REVIEWS

Nelson French
Program and Publicity Team

GETTING TO KNOW YOUR BENCHMARKS

If you do not know how to “benchmark” your computer, you probably missed Star Reiersen’s presentation and demonstration at the April 2 General Meeting of FREE tools, which run on Microsoft Vista, Windows7, and Windows XP, that you can use to answer these questions:

- Are you getting what you paid for in the speed of your computer?
- How about your Internet connection—is it fast?
- Do you suspect that a RAM chip may be flaky?
- Is your hard drive making that whining sound to tell you it is getting “tired”?

Here is a list of the tools covered by Star; they are available for download:

- Belarc Advisor: http://www.belarc.com/free_download.html. The Belarc Advisor builds a detailed profile of your installed software and hardware, giving details on installed and missing Microsoft hotfixes and anti-virus status. A particularly useful section lists all the product keys needed to re-install MS Office, the operating system, etc.
- DSL Reports: <http://www.dslreports.com/stest>. Test your maximum download and upload speed from several geographically distributed locations to answer the question: “Is your ISP providing the performance for which you are paying each month?”
- Speak Easy: <http://www.speakeasy.net/speedtest/>. Another Internet connections speed test service.
- Crucial System Scanner: <http://www.crucial.cn/systemscanner/>. Automatically analyzes your computer memory information and suggests an upgrade that’s guaranteed compatible.
- Futuremark Measurement Service: [http://](http://service.futuremark.com/virtualmark/start.action)

service.futuremark.com/virtualmark/start.action. Instant online benchmark to analyze PC performance.

SiSoftware Sandra: <http://www.sisoftware.net/>. Provides a robust package of diagnostic tools for testing your system and teasing out its problems or potential headaches.

PassMark: <http://www.passmark.com/>. Benchmark and burn-in test software to evaluate the performance of your PC computer hardware.

Star mentioned other products/services that she did not cover in detail. Microsoft’s program that rates components like RAM and your system’s graphic card in an “Experience rating” may be of interest to those with Vista and Win 7.

We ran out of time due to the audience interaction with Star and each other. It was a lively and exciting meeting with lots of very useful information. Many thanks to Star! We hope to see you all at the next MBUG General Meeting!

◆ nfrenchjr@aol.com

An Expression of Gratitude

In this short little column I would like to express the gratitude of MBUG-PC for the efforts of Regina Doyle. I have to say that I didn’t really realize how much of a contribution she had made to MBUG until I attempted to take over her job. The many volunteer hours that she has contributed to us all I felt needed a special thanks.

I took over her job because I felt like MBUG wouldn’t be as valuable to the membership without a newsletter. I have enjoyed reading the newsletter so much that I felt many of us would miss the regular articles of contributors like Jack Lewtschuk, Bob Stephan, Jim Anway, and so many others if the newsletter ceased to exist. I hope that even if I can do half the job that Regina has done the club will benefit.

Jim Hinwood



MBUG-PC SUPPORTERS


James W. Anway

Computer Consultant
Retired IBMer

Phone: 831 625-5618
Fax: Call first

Windows XP & Vista
Trouble shooting, tuning,
& training

Adobe Photoshop & Premiere
Tuning & training



Bob Weisensee
Production Supervisor
bob@ctimls.com

CREATIVE TECHNOLOGY
of Sarasota, Inc.
5969 Palmer Boulevard
Sarasota FL 34232-2841

Printer of the MBUG-PC Newsletter

(941) 371-2743 / 1-800-533-1031
FAX (941) 379-2933



Star Reiersen

star@computerpowerstar.com

1173 Ninth Street
Monterey CA 93940

Phone: (831) 373-3919
Fax: (831) 373-0671



Carolyn S. Lake

798 Lighthouse Ave, #194
Monterey, California 93940

phone: 831-643-2023
email: lakelyn@comcast.net

In-home Computer Coaching

- Practical guidance to make your computer work for you
- Sessions geared to the older adult (beginner/intermediate)
- Special projects: document preparation, graphics
- Learn the basics of popular Microsoft programs and more

Word	Outlook	PowerPoint	Internet	Scanning
Excel	Publisher	WordPad	E-mail	CD Burning

FourWinds Travel



Where the good times begin SM



Dan Presser in Borneo discussing conservation awareness with a local Headman.

■ **Dan Presser, Owner**

26080 Carmel Rancho Blvd., Suite 103
Carmel CA 93923-8757 ■ (831) 622-0800

Fax (831) 622-9467 ■ CST #1000683-40

info@fourwindstravel.com

raffle items wanted

Cleaning House? Reorganizing? Getting A New PC?

Donate new or nearly-new computer-related items (books, hardware, or software)*

Call **Don Slaiter** (655-4443) or bring items

to any MBUG function. **Contact**, or tell us about, suitable vendors from whom MBUG might get raffle items. **Save** your money and buy lots of tickets at raffles!

All proceeds benefit our educational activities.


**Items will be sorted for the raffle, the "freebies" shelf, or responsible recycling*

Computer Help - Just a Click or Call Away with MBUG F1

You know you push the 'F1' button on your computer when you need help. But do you also know that you can call or e-mail **MBUG-PC "F1 for Help"** with your computer questions?

Our expert team of F1 Volunteers will share their experience on software and hardware. To get computer help:

- (1) Contact any of the people listed;
- (2) Ask questions during any MBUG-PC meeting break or Q&A session;
- (3) Leave a message for **Don Slaiter** (831) 655-4443 (voicemail) or call 657-4154;
- (4) Send a message to all members through the **MBUG-PC Listserv** (mbug@listserv.redshift.com) **in plain text only** (NO html, please!)



■ Jim Anway

STRICTLY Wednesdays & Fridays
from 2pm to 5pm at 625-5618

■ Lee Keely

Prefers e-mail at Lee@leekeely.com
or call 233-6995

■ Bob Stephan

e-mail to stephan.bob@gmail.com
or call only between 9am-5pm
646-1373◆

Services are free of charge

(with the understanding that MBUG-PC, its Board of Directors, and the F1 Volunteers themselves are in no way responsible or liable for the accuracy or the outcome of any advice or suggestions).

Computer Classes - 2010



1025 Lighthouse Avenue
Pacific Grove CA 93950
(831) 646-6580
Fax (831) 646-6578

Classes & workshops designed for the busy adult learner:
Picasa, Beginning Photoshop, Photoshop for Photographers, Digital Cameras, Dreamweaver, MS Access, Excel 1 & 2, Photoshop, Selling on eBay, Genealogy Online, InDesign, Windows Vista, and more.

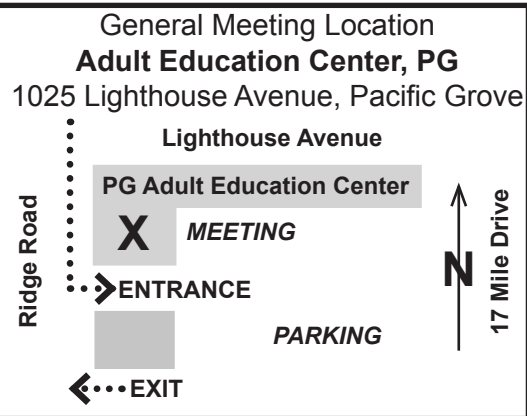
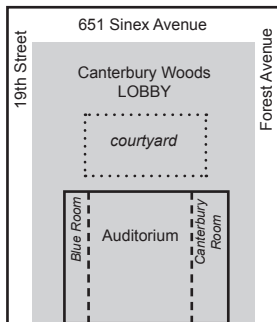
Register online: www.pgusd.org



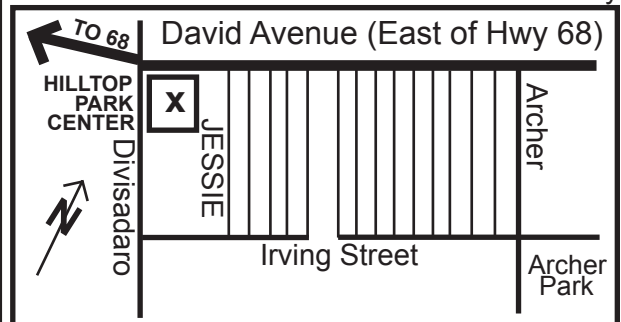
MBUG-PC Calendar of Events - JUNE 2010

Sunday	Monday	Tuesday	Wednesday	Thursday	Friday	Saturday
		1 DIRECTORS MEETING Canterbury Woods PG Blue Room Begins at 7pm <i>Everyone Welcome!</i>	2	3	4 General Meeting "Mental Exercise" by Star Reiersen PG Adult Center 7:30-9:30 PM	5
6	7	8	9 <i>This date is available for a SIG at CBW 7-9pm</i>	10	11	12
13	14	15	16	17	18	19
20	21	22	23 <i>This date is available for a SIG at CBW 7-9pm</i>	24	25	26
27	28	29	30			

Canterbury Woods
651 Sinex Avenue
Pacific Grove



Hilltop Park Center
871 Jessie Street
Monterey



Tentative Calendar JULY 2010 *Check the July Newsletter for Final Schedule*

Sunday	Monday	Tuesday	Wednesday	Thursday	Friday	Saturday
				1	2	3
4	5	6	7	8 DIRECTORS MEETING Canterbury Woods PG Canterbury Room Begins at 7pm <i>Everyone Welcome!</i>	9	10
11	12	13	14 General Meeting Hilltop Park Center 7:00 to 9:00pm Topic & Speaker To Be Announced	15	16	17
18	19	20	21	22	23	24
25	26	27	28 <i>This date is available for a SIG at CBW 7-9pm</i>	29	30	31



mbug-pc newsletter

Vol 29, No 6, June 2010

PO Box 51611 / Pacific Grove
California 93950

mbug-pc@mbug.org

MBUG-PC is a member of



Check your Membership expiration date above.

Does it say "Exp: June 30, 2010"?

If so, renew your subscription today!

Enjoy the many benefits of MBUG membership and don't miss an issue of this fine, locally-produced publication. Membership and Newsletter: Electronic \$20, US Mail \$25, both \$35.

Additional tax-deductible donations welcome! Send your name, address, phone number, e-mail address and check to:

Monterey Bay Users Group-PC,
PO Box 51611, Pacific Grove CA 93950

MEMBERSHIP REPORT



Don Slaiter
Membership Chairman

THANKS TO OUR DONORS

Name	Member Number
Art Bell	1252
Harry Wareham	204
Jack Wulfmeyer	963

THANK YOU FOR RENEWING

JERRY ABBANAT.....	582
ART BELL.....	1252
PEGGY DRURY.....	1289
RIVER & DIANA GURTIN/CASE.....	1006
ROY HILTS.....	1049
STEPHEN HOOPER.....	392
BOB HUETTMANN.....	967
CHARLES MEHLERT.....	1211
DAN PRESSER.....	887
ARNOLD SEIBEL.....	289
GEORGE SZEMES.....	1052
HARRY WAREHAM.....	204
JACK WULFMEYER.....	963
HELMMA ZUEGE.....	1107

MBUG LISTSERV: FREE & USEFUL

If you are an MBUG Member, you are entitled to **JOIN MBUG'S LISTSERV.**

This allows you to:

- Send messages to all MBUG Members on Listserv** (guaranteed to be secure, computer-related, and virus-free)
- Receive current MBUG notices, virus and scam warnings**
- Ask computer-related questions**
- Make computer-related announcements** (regarding donations of or requests for computer-related items)

Register at www.mbug.org

or go to

<http://listserv.redshift.com/mailman/listinfo/mbug>.